



Red Rocks Community College- Job Placement by CTE Program

Program Name	Number of Graduates (Students surveyed)	# of Survey Respondents	% of Respondents Employed full or part time in a occupation NOT related to CTE program	% of Respondents Employed full or part time in a occupation related to CTE program	% of Respondents Unemployed and actively seeking employment	% of Respondents Unemployed and NOT actively seeking employment	Combined % of Respondents Employed full or part time
ACCOUNTING	7	3	33.33%	66.67%	0.00%	0.00%	100.00%
AUTOMOTIVE TECHNOLOGIES	56	8	37.50%	37.50%	12.50%	12.50%	75.00%
BUSINESS	3	1	0.00%	100.00%	0.00%	0.00%	100.00%
BUSINESS - REAL ESTATE	18	4	25.00%	75.00%	0.00%	0.00%	100.00%
BUSINESS TECHNOLOGIES	2	0	No Respondants	No Respondants	No Respondants	No Respondants	No Respondants
BUSINESS-INTERDISCIPLINARY	1	1	0.00%	100.00%	0.00%	0.00%	100.00%
COMPUTER INFORMATION SYSTEMS	15	2	50.00%	50.00%	0.00%	0.00%	100.00%
CONSTRUCTION TECHNOLOGY	70	26	38.46%	50.00%	3.85%	7.69%	88.46%
EARLY CHILDHOOD EDUCATION	28	11	18.18%	81.82%	0.00%	0.00%	100.00%
EMERGENCY MEDICAL SERVICES	146	27	40.74%	48.15%	7.41%	3.70%	88.89%
EMERGENCY MGMT. & PLANNING	5	2	50.00%	50.00%	0.00%	0.00%	100.00%
ENGINEERING GRAPHICS TECHNOLOGY	19	2	0.00%	50.00%	50.00%	0.00%	50.00%
INDUSTRIAL MAINTENANCE TECHNOLOGIES	2	1	0.00%	100.00%	0.00%	0.00%	100.00%
LAW ENFORCEMENT TRAINING ACADEMY	49	13	15.38%	76.92%	7.69%	0.00%	92.31%
MED OFFICE TECH	19	4	25.00%	50.00%	0.00%	25.00%	75.00%
MULTIMEDIA TECH	17	4	0.00%	50.00%	50.00%	0.00%	50.00%
NURSE AIDE / HOME HEALTH AIDE	96	19	36.84%	42.11%	0.00%	21.05%	78.95%
PHLEBOTOMY	20	7	28.57%	57.14%	0.00%	14.29%	85.71%
PHYSICIAN ASSISTANT	27	6	0.00%	100.00%	0.00%	0.00%	100.00%
PLUMBING	1	1	0.00%	0.00%	100.00%	0.00%	0.00%
R.N. REFRESHER PROGRAM	34	11	9.09%	63.64%	18.18%	9.09%	72.73%
RADIOLOGIC TECHNOLOGY	20	11	0.00%	90.91%	9.09%	0.00%	90.91%
SONOGRAPHY	10	5	40.00%	60.00%	0.00%	0.00%	100.00%
THEATRE TECHNOLOGY	3	1	0.00%	0.00%	100.00%	0.00%	0.00%
VASCULAR TECHNOLOGY	10	5	40.00%	60.00%	0.00%	0.00%	100.00%
WATER QUALITY MANAGEMENT TECHNOLOGY	20	6	16.67%	83.33%	0.00%	0.00%	100.00%
WELDING	33	3	0.00%	66.67%	33.33%	0.00%	66.67%
TOTAL	731	184	26.09%	60.33%	7.61%	5.98%	86.41%

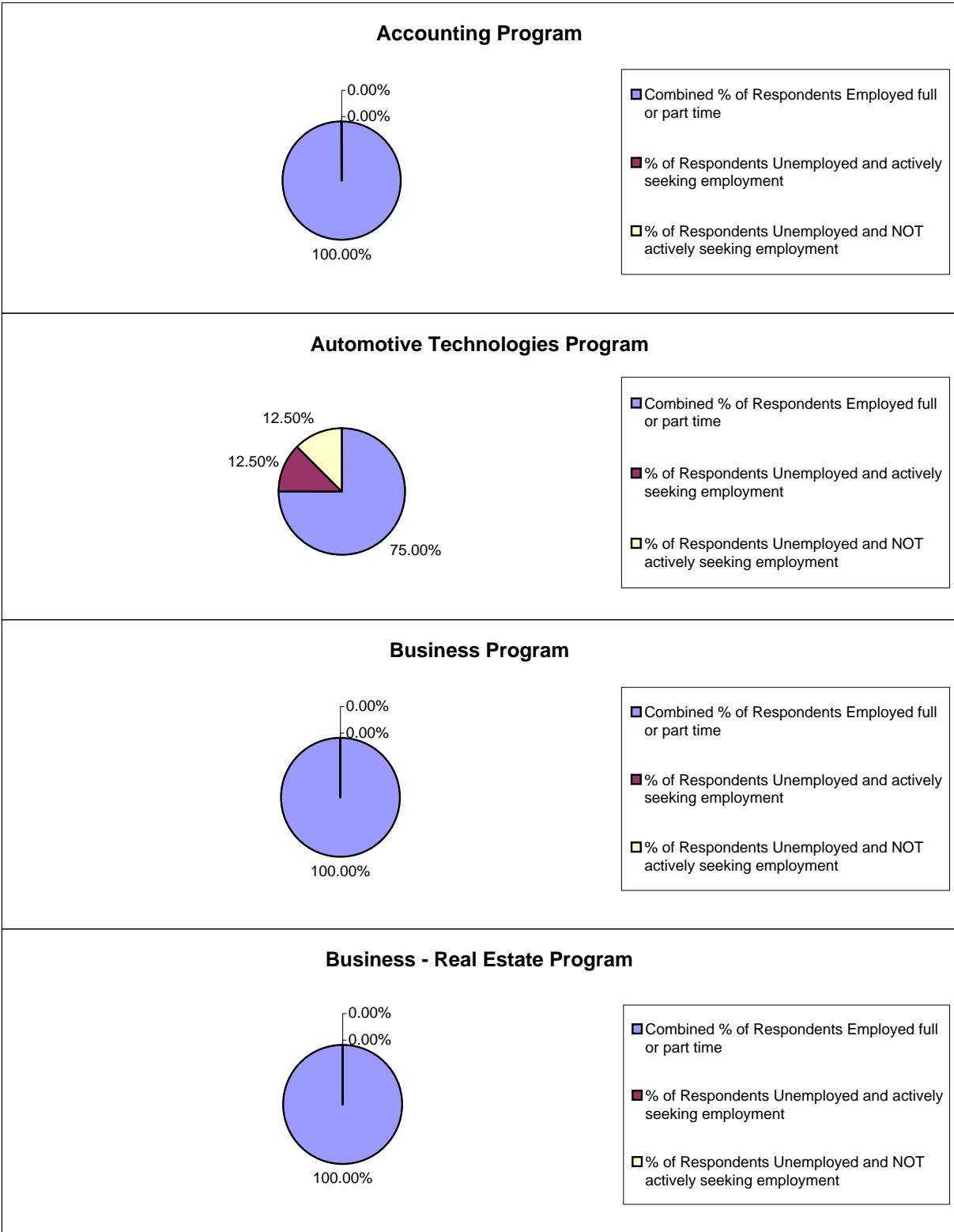
Data Source: VE-135 Follow-up on FY 2007-08 Completers Survey Data



Red Rocks Community College

Job Placement by CTE Program

VE-135 Follow-up on FY 2007-08 Completers Survey





Red Rocks Community College


Job Placement by CTE Program

VE-135 Follow-up on

FY 2007-08 Completers Survey

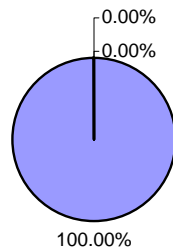
Business Technologies Program

No respondents



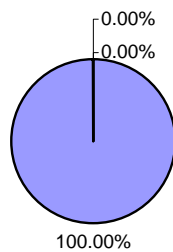
- Combined % of Respondents Employed full or part time
- % of Respondents Unemployed and actively seeking employment
- % of Respondents Unemployed and NOT actively seeking employment

Business - Interdisciplinary Program



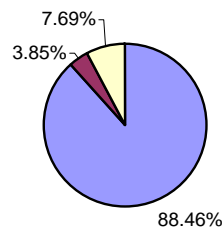
- Combined % of Respondents Employed full or part time
- % of Respondents Unemployed and actively seeking employment
- % of Respondents Unemployed and NOT actively seeking employment

Computer Information Systems Program



- Combined % of Respondents Employed full or part time
- % of Respondents Unemployed and actively seeking employment
- % of Respondents Unemployed and NOT actively seeking employment

Construction Technology Program



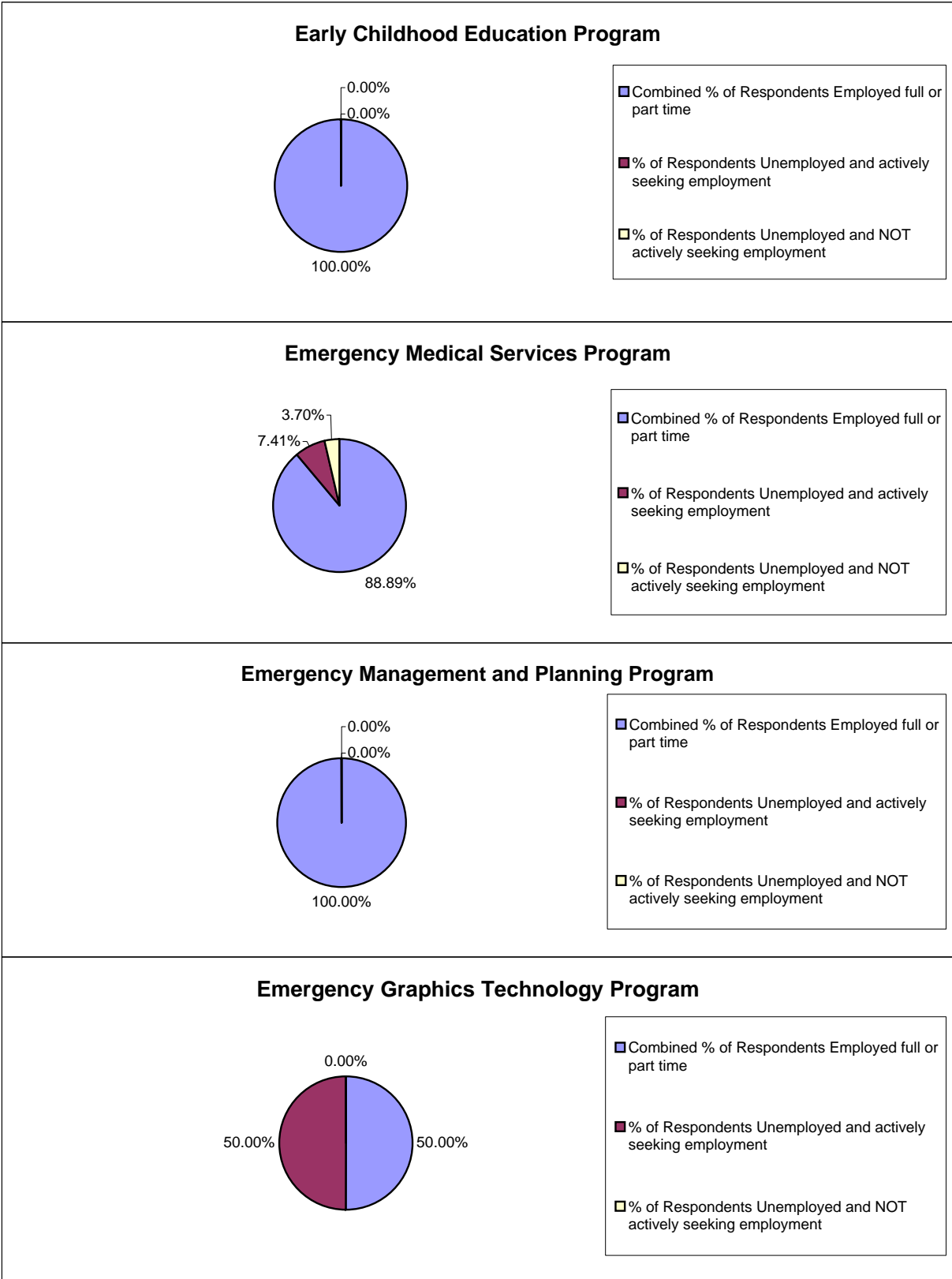
- Combined % of Respondents Employed full or part time
- % of Respondents Unemployed and actively seeking employment
- % of Respondents Unemployed and NOT actively seeking employment



Red Rocks Community College

Job Placement by CTE Program

VE-135 Follow-up on FY 2007-08 Completers Survey



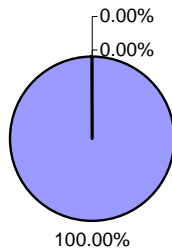


Red Rocks Community College

Job Placement by CTE Program

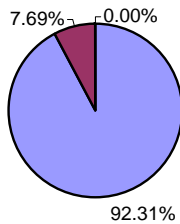
VE-135 Follow-up on FY 2007-08 Completers Survey

Industrial Maintenance Technologies Program



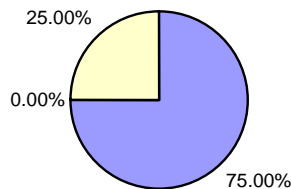
- Combined % of Respondents Employed full or part time
- % of Respondents Unemployed and actively seeking employment
- % of Respondents Unemployed and NOT actively seeking employment

Law Enforcement Training Academy Program



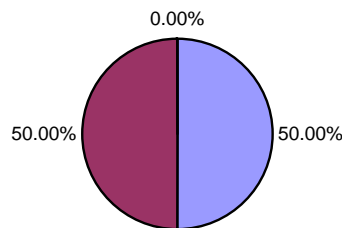
- Combined % of Respondents Employed full or part time
- % of Respondents Unemployed and actively seeking employment
- % of Respondents Unemployed and NOT actively seeking employment

Med Office Tech Program



- Combined % of Respondents Employed full or part time
- % of Respondents Unemployed and actively seeking employment
- % of Respondents Unemployed and NOT actively seeking employment

Multimedia Tech Program



- Combined % of Respondents Employed full or part time
- % of Respondents Unemployed and actively seeking employment
- % of Respondents Unemployed and NOT actively seeking employment



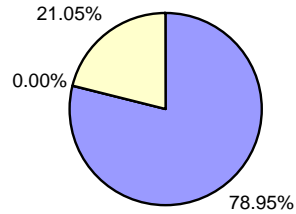
Red Rocks Community College

Job Placement by CTE Program

VE-135 Follow-up on

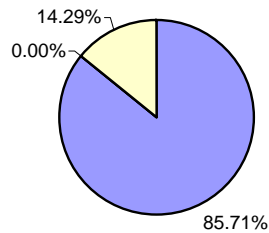
FY 2007-08 Completers Survey

Nurse Aid / Home Health Aid Program



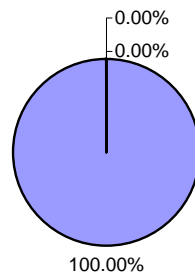
- Combined % of Respondents Employed full or part time
- % of Respondents Unemployed and actively seeking employment
- % of Respondents Unemployed and NOT actively seeking employment

Phlebotomy Program



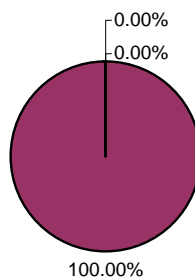
- Combined % of Respondents Employed full or part time
- % of Respondents Unemployed and actively seeking employment
- % of Respondents Unemployed and NOT actively seeking employment

Physican Assistant Program



- Combined % of Respondents Employed full or part time
- % of Respondents Unemployed and actively seeking employment
- % of Respondents Unemployed and NOT actively seeking employment

Plumbing Program



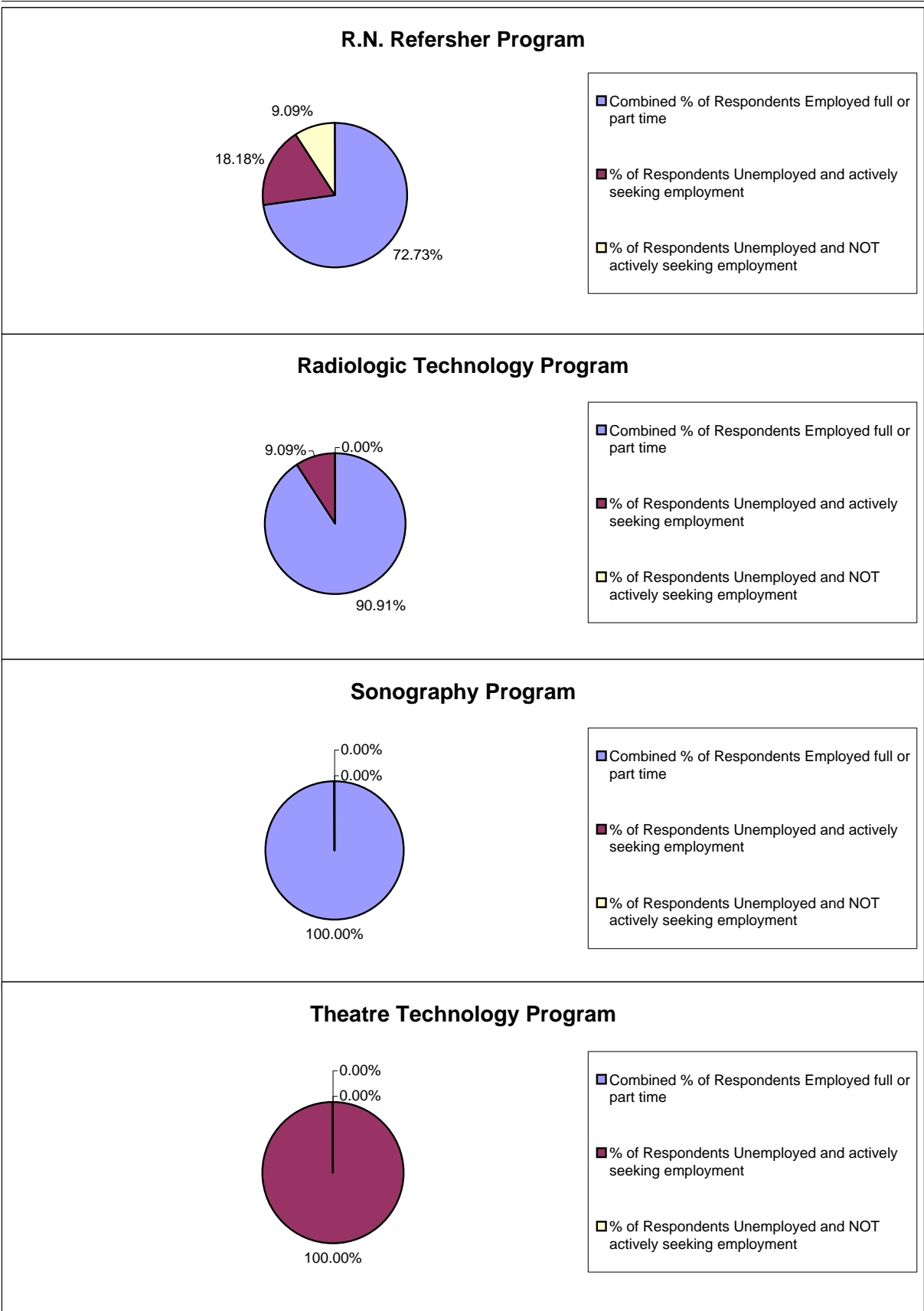
- Combined % of Respondents Employed full or part time
- % of Respondents Unemployed and actively seeking employment
- % of Respondents Unemployed and NOT actively seeking employment



Red Rocks Community College

Job Placement by CTE Program

VE-135 Follow-up on FY 2007-08 Completers Survey





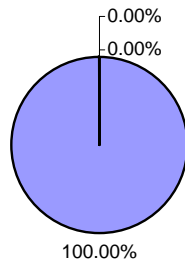
Red Rocks Community College

Job Placement by CTE Program

VE-135 Follow-up on

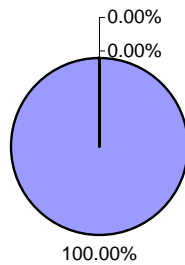
FY 2007-08 Completers Survey

Vascular Technology Program



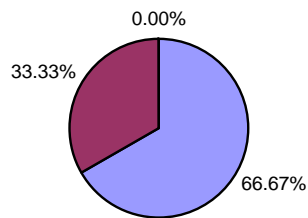
- Combined % of Respondents Employed full or part time
- % of Respondents Unemployed and actively seeking employment
- % of Respondents Unemployed and NOT actively seeking employment

Water Quality Management Technology Program



- Combined % of Respondents Employed full or part time
- % of Respondents Unemployed and actively seeking employment
- % of Respondents Unemployed and NOT actively seeking employment

Welding Program



- Combined % of Respondents Employed full or part time
- % of Respondents Unemployed and actively seeking employment
- % of Respondents Unemployed and NOT actively seeking employment



Red Rocks Community College- Continuing Education by CTE Program

Program Name	Number of Graduates (Students surveyed)	# of Survey Respondents	% of Respondents Not Continuing	% of Respondents Continuing at high school level (secondary)	% of Respondents Continuing at post high school level (postsecondary)
ACCOUNTING	7	3	66.67%	0.00%	33.33%
AUTOMOTIVE TECHNOLOGIES	56	8	12.50%	0.00%	87.50%
BUSINESS	3	1	100.00%	0.00%	0.00%
BUSINESS - REAL ESTATE	18	4	100.00%	0.00%	0.00%
BUSINESS TECHNOLOGIES	2	0	No Respondants	No Respondants	No Respondants
BUSINESS-INTERDISCIPLINARY	1	1	100.00%	0.00%	0.00%
COMPUTER INFORMATION SYSTEMS	15	2	100.00%	0.00%	0.00%
CONSTRUCTION TECHNOLOGY	70	26	42.31%	0.00%	57.69%
EARLY CHILDHOOD EDUCATION	28	11	45.45%	0.00%	54.55%
EMERGENCY MEDICAL SERVICES	146	27	18.52%	0.00%	81.48%
EMERGENCY MGMT. & PLANNING	5	2	0.00%	0.00%	100.00%
ENGINEERING GRAPHICS TECHNOLOGY	19	2	50.00%	0.00%	50.00%
INDUSTRIAL MAINTENANCE TECHNOLOGIES	2	1	100.00%	0.00%	0.00%
LAW ENFORCEMENT TRAINING ACADEMY	49	13	84.62%	0.00%	15.38%
MED OFFICE TECH	19	4	25.00%	50.00%	25.00%
MULTIMEDIA TECH	17	4	50.00%	0.00%	50.00%
NURSE AIDE / HOME HEALTH AIDE	96	19	21.05%	0.00%	78.95%
PHLEBOTOMY	20	7	42.86%	14.29%	42.86%
PHYSICIAN ASSISTANT	27	6	66.67%	0.00%	33.33%
PLUMBING	1	1	100.00%	0.00%	0.00%
R.N. REFRESHER PROGRAM	34	11	72.73%	0.00%	27.27%
RADIOLOGIC TECHNOLOGY	20	11	45.45%	0.00%	54.55%
SONOGRAPHY	10	5	60.00%	0.00%	40.00%
THEATRE TECHNOLOGY	3	1	0.00%	0.00%	100.00%
VASCULAR TECHNOLOGY	10	5	60.00%	0.00%	40.00%
WATER QUALITY MANAGEMENT TECHNOLOGY	20	6	50.00%	16.67%	33.33%
WELDING	33	3	33.33%	33.33%	33.33%
TOTAL	731	184	44.57%	2.72%	52.72%

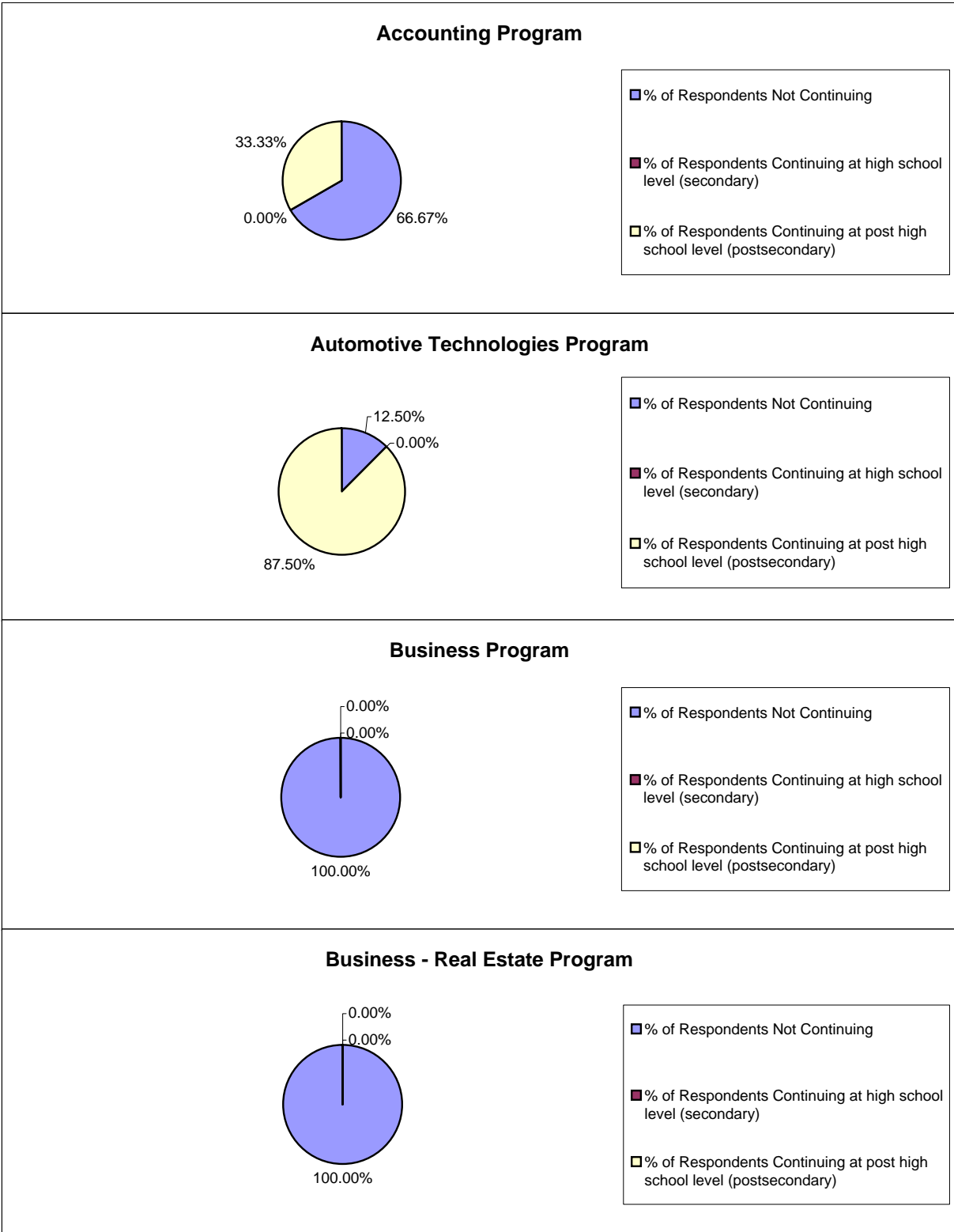
Data Source: VE-135 Follow-up on FY 2007-08 Completers Survey Data



Red Rocks Community College

Continuing Education by CTE Program

VE-135 Follow-up on FY 2007-08 Completers Survey

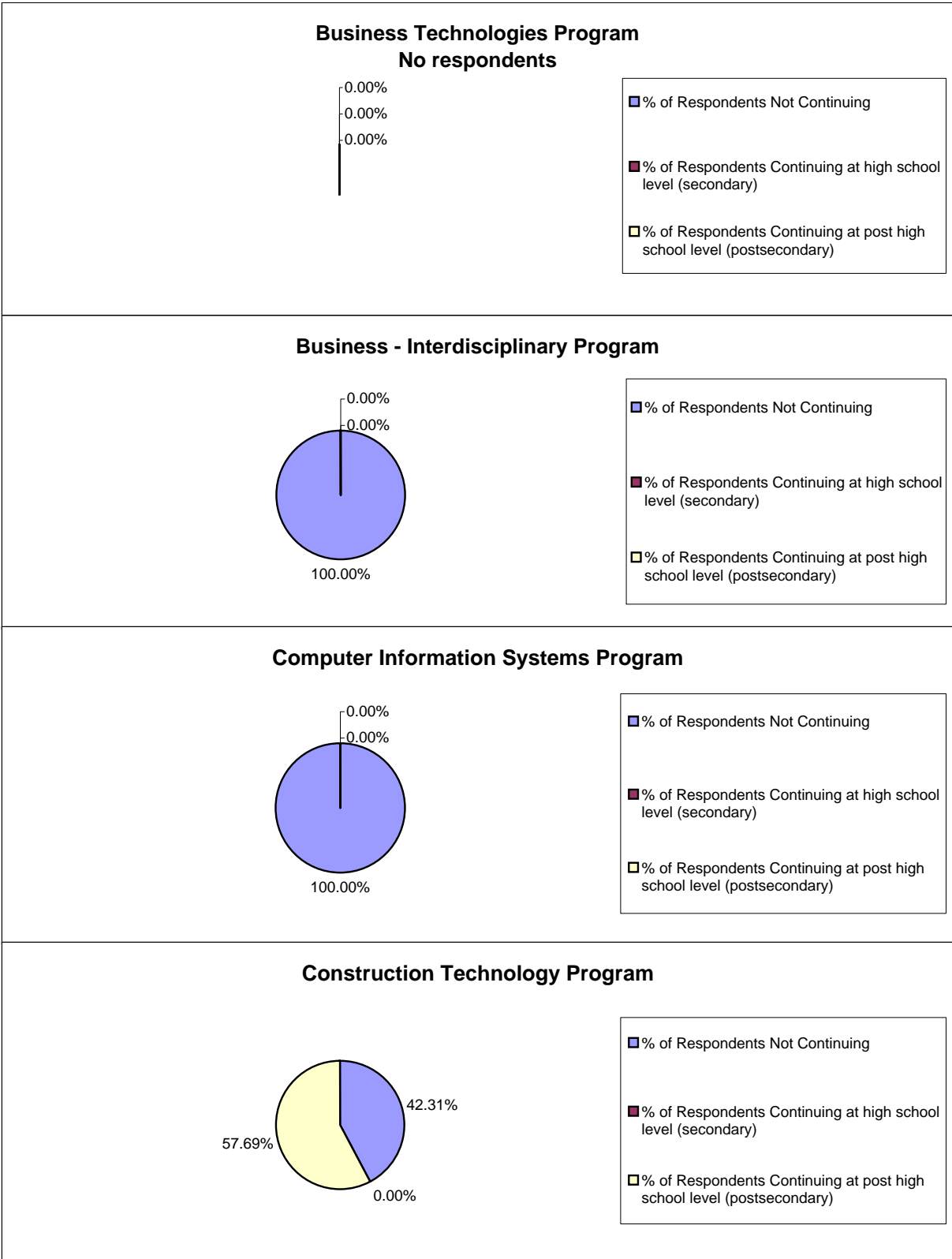




Red Rocks Community College

Continuing Education by CTE Program

VE-135 Follow-up on FY 2007-08 Completers Survey

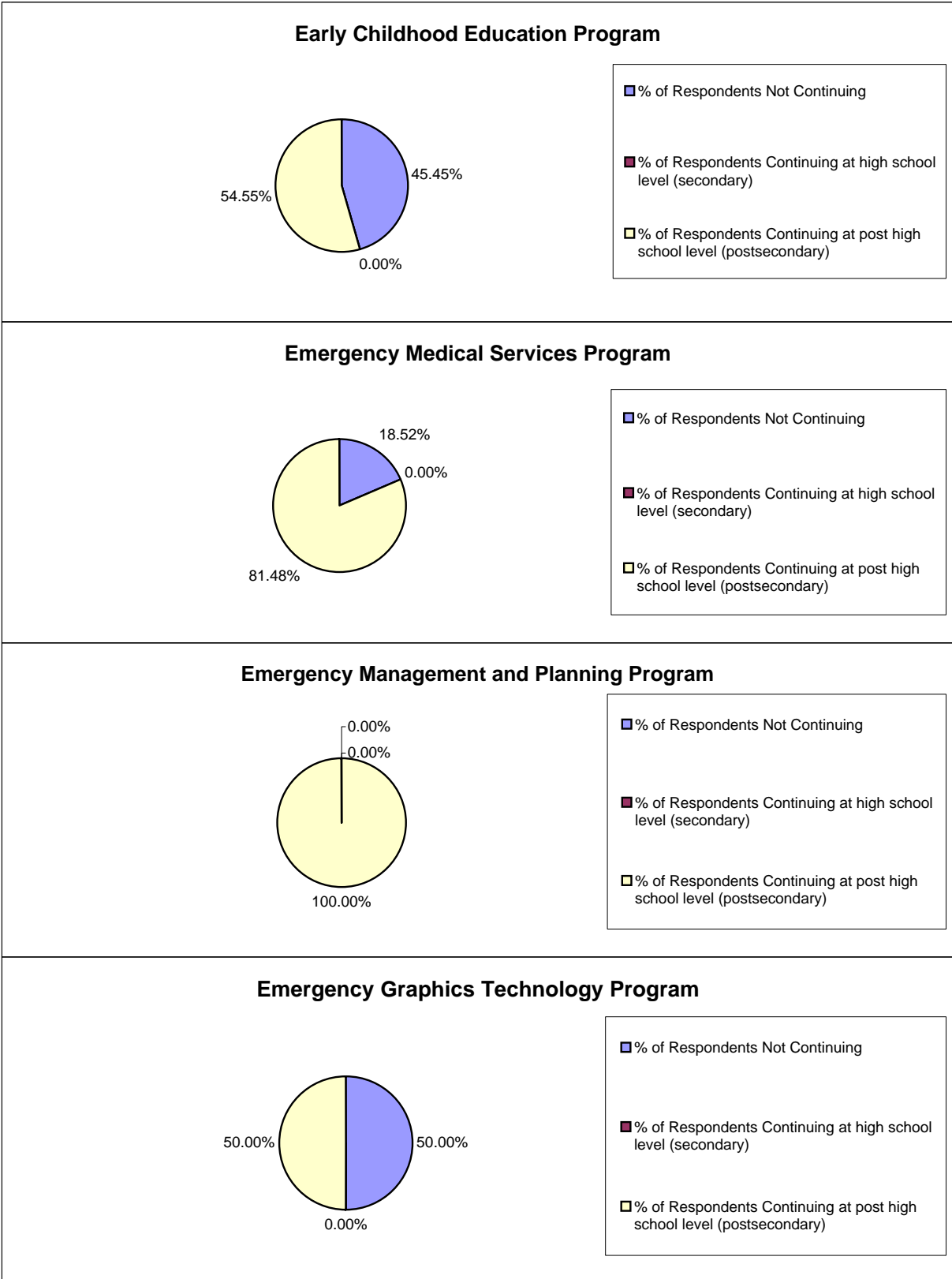




Red Rocks Community College

Continuing Education by CTE Program

VE-135 Follow-up on FY 2007-08 Completers Survey



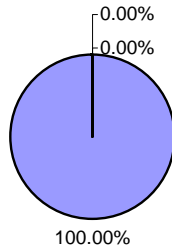


Red Rocks Community College

Continuing Education by CTE Program

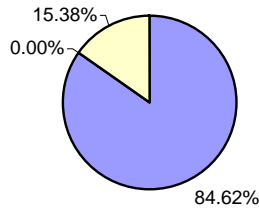
VE-135 Follow-up on FY 2007-08 Completers Survey

Industrial Maintenance Technologies Program



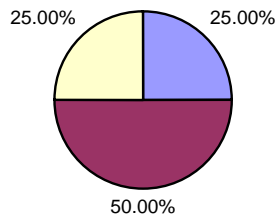
- % of Respondents Not Continuing
- % of Respondents Continuing at high school level (secondary)
- % of Respondents Continuing at post high school level (postsecondary)

Law Enforcement Training Academy Program



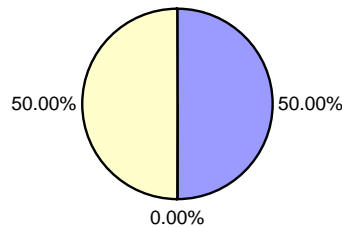
- % of Respondents Not Continuing
- % of Respondents Continuing at high school level (secondary)
- % of Respondents Continuing at post high school level (postsecondary)

Med Office Tech Program



- % of Respondents Not Continuing
- % of Respondents Continuing at high school level (secondary)
- % of Respondents Continuing at post high school level (postsecondary)

Multimedia Tech Program



- % of Respondents Not Continuing
- % of Respondents Continuing at high school level (secondary)
- % of Respondents Continuing at post high school level (postsecondary)

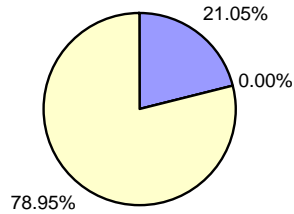


Red Rocks Community College

Continuing Education by CTE Program

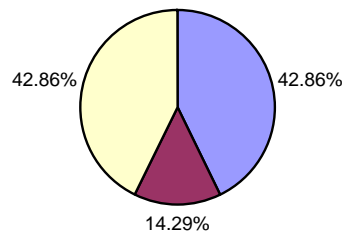
VE-135 Follow-up on FY 2007-08 Completers Survey

Nurse Aid / Home Health Aid Program



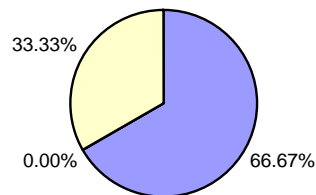
- % of Respondents Not Continuing
- % of Respondents Continuing at high school level (secondary)
- % of Respondents Continuing at post high school level (postsecondary)

Phlebotomy Program



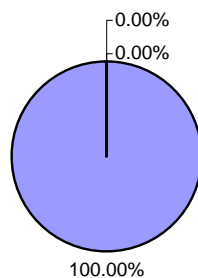
- % of Respondents Not Continuing
- % of Respondents Continuing at high school level (secondary)
- % of Respondents Continuing at post high school level (postsecondary)

Physician Assistant Program



- % of Respondents Not Continuing
- % of Respondents Continuing at high school level (secondary)
- % of Respondents Continuing at post high school level (postsecondary)

Plumbing Program



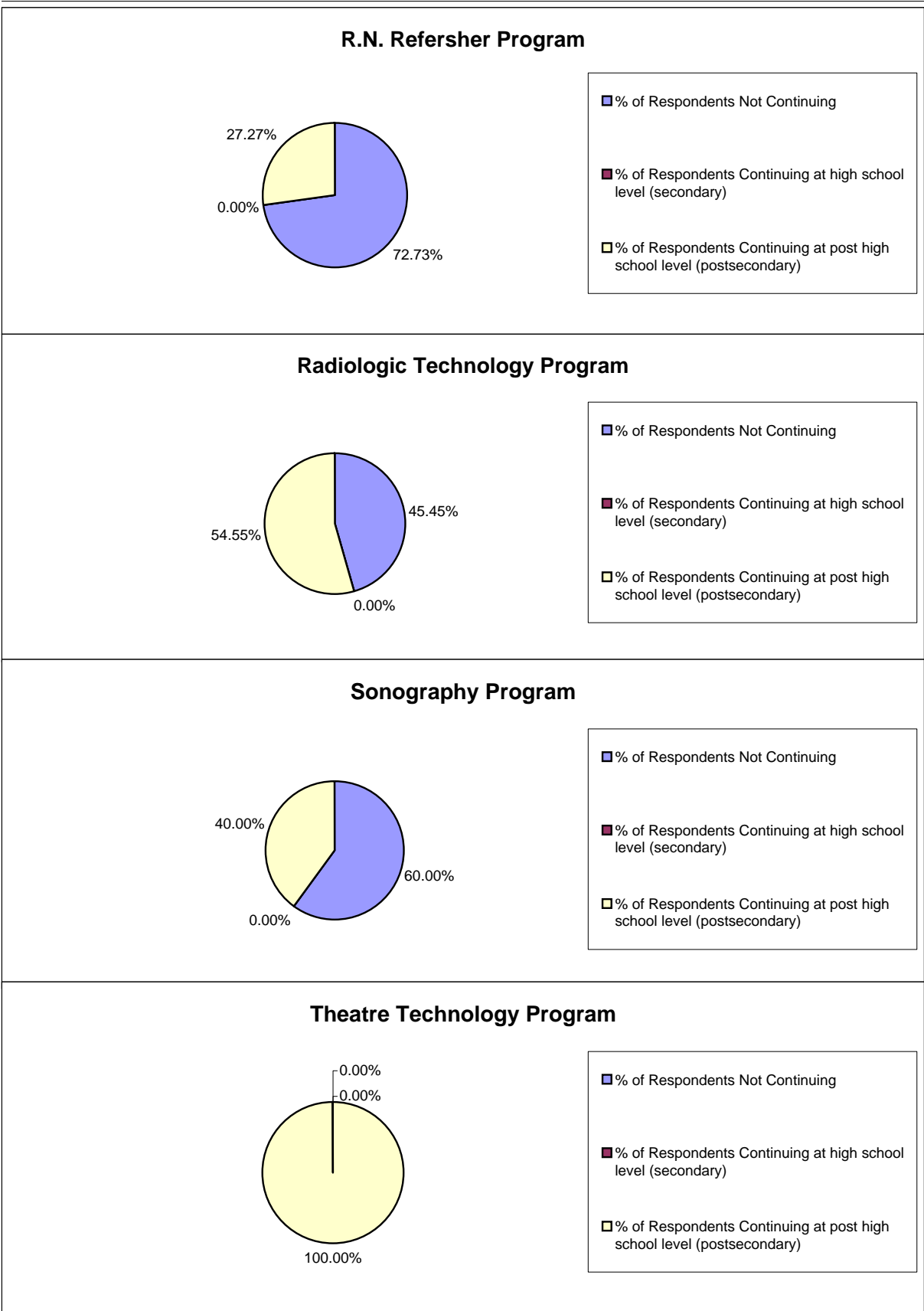
- % of Respondents Not Continuing
- % of Respondents Continuing at high school level (secondary)
- % of Respondents Continuing at post high school level (postsecondary)



Red Rocks Community College

Continuing Education by CTE Program

VE-135 Follow-up on FY 2007-08 Completers Survey



Data Source: VE-135 Follow-up on
FY 2007-08 Completers Survey Data

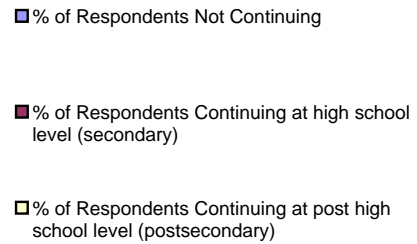
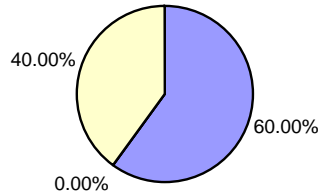


Red Rocks Community College

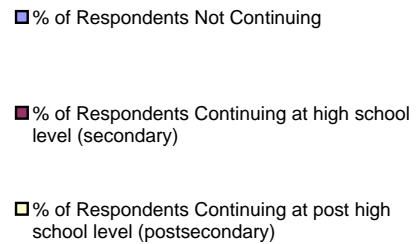
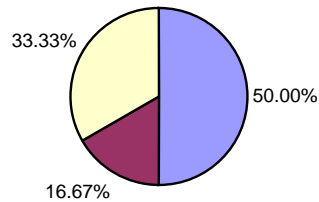
Continuing Education by CTE Program

VE-135 Follow-up on FY 2007-08 Completers Survey

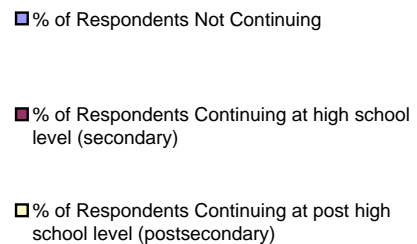
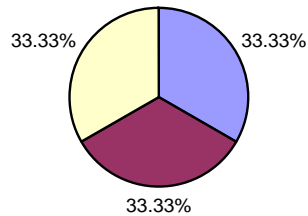
Vascular Technology Program



Water Quality Management Technology Program



Welding Program





Red Rocks Community College

Enhanced Ability to Get a Job or Improved Job Skills by CTE Program

VE-135 Follow-up on FY 2007-08 Completers Survey

Program Name	Number of Graduates (Students surveyed)	# of Survey Respondents	% of Respondants: Education at Red Rocks enhanced your ability to get a job or improved job skills.	% of Respondants: Education at Red Rocks did not enhance your ability to get a job or improve your job skills.	% of Respondants: Unknown
ACCOUNTING	7	3	33.33%	33.33%	33.33%
AUTOMOTIVE TECHNOLOGIES	56	8	62.50%	12.50%	25.00%
BUSINESS	3	1	100.00%	0.00%	0.00%
BUSINESS - REAL ESTATE	18	6	100.00%	0.00%	0.00%
BUSINESS TECHNOLOGIES	2	1	100.00%	0.00%	0.00%
BUSINESS-INTERDISCIPLINARY	1	1	100.00%	0.00%	0.00%
COMPUTER INFORMATION SYSTEMS	15	2	50.00%	50.00%	0.00%
CONSTRUCTION TECHNOLOGY	70	27	85.19%	3.70%	11.11%
EARLY CHILDHOOD EDUCATION	28	11	100.00%	0.00%	0.00%
EMERGENCY MEDICAL SERVICES	146	29	68.97%	10.34%	20.69%
EMERGENCY MGMT. & PLANNING	5	2	100.00%	0.00%	0.00%
ENGINEERING GRAPHICS TECHNOLOGY	19	2	100.00%	0.00%	0.00%
INDUSTRIAL MAINTENANCE TECHNOLOGIES	2	1	100.00%	0.00%	0.00%
LAW ENFORCEMENT TRAINING ACADEMY	49	13	92.31%	7.69%	0.00%
MED OFFICE TECH	19	4	75.00%	25.00%	0.00%
MULTIMEDIA TECH	17	4	100.00%	0.00%	0.00%
NURSE AIDE / HOME HEALTH AIDE	96	19	84.21%	0.00%	15.79%
PHLEBOTOMY	20	7	71.43%	14.29%	14.29%
PHYSICIAN ASSISTANT	27	6	100.00%	0.00%	0.00%
PLUMBING	1	1	0.00%	0.00%	100.00%
R.N. REFRESHER PROGRAM	34	11	90.91%	0.00%	9.09%
RADIOLOGIC TECHNOLOGY	20	11	90.91%	0.00%	9.09%
SONOGRAPHY	10	5	80.00%	0.00%	20.00%
THEATRE TECHNOLOGY	3	2	50.00%	0.00%	50.00%
VASCULAR TECHNOLOGY	10	5	80.00%	0.00%	20.00%
WATER QUALITY MANAGEMENT TECHNOLOGY	20	6	83.33%	0.00%	16.67%
WELDING	33	3	66.67%	0.00%	33.33%
TOTAL	731	191	82.20%	5.24%	12.57%

Data Source: VE-135 Follow-up on FY 2007-08 Completers Survey Data



Red Rocks Community College

Enhanced Ability to Get a Job or Improved Job Skills by CTE Program

VE-135 Follow-up on FY 2007-08 Completers Survey

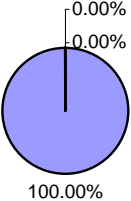
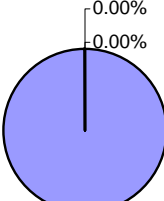
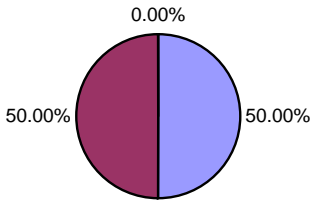
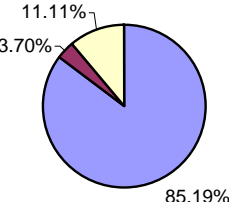
<h4>Accounting Program</h4> <table border="1" style="margin-left: auto; margin-right: auto;"> <thead> <tr> <th>Response</th> <th>Percentage</th> </tr> </thead> <tbody> <tr> <td>Enhanced ability</td> <td>33.33%</td> </tr> <tr> <td>Did not enhance</td> <td>33.33%</td> </tr> <tr> <td>Unknown</td> <td>33.33%</td> </tr> </tbody> </table>	Response	Percentage	Enhanced ability	33.33%	Did not enhance	33.33%	Unknown	33.33%	<ul style="list-style-type: none"> ■ % of Respondants: Education at Red Rocks enhanced your ability to get a job or improved job skills. ■ % of Respondants: Education at Red Rocks did not enhance your ability to get a job or improve your job skills. ■ % of Respondants: Unknown
Response	Percentage								
Enhanced ability	33.33%								
Did not enhance	33.33%								
Unknown	33.33%								
<h4>Automotive Technologies Program</h4> <table border="1" style="margin-left: auto; margin-right: auto;"> <thead> <tr> <th>Response</th> <th>Percentage</th> </tr> </thead> <tbody> <tr> <td>Enhanced ability</td> <td>62.50%</td> </tr> <tr> <td>Did not enhance</td> <td>12.50%</td> </tr> <tr> <td>Unknown</td> <td>25.00%</td> </tr> </tbody> </table>	Response	Percentage	Enhanced ability	62.50%	Did not enhance	12.50%	Unknown	25.00%	<ul style="list-style-type: none"> ■ % of Respondants: Education at Red Rocks enhanced your ability to get a job or improved job skills. ■ % of Respondants: Education at Red Rocks did not enhance your ability to get a job or improve your job skills. ■ % of Respondants: Unknown
Response	Percentage								
Enhanced ability	62.50%								
Did not enhance	12.50%								
Unknown	25.00%								
<h4>Business Program</h4> <table border="1" style="margin-left: auto; margin-right: auto;"> <thead> <tr> <th>Response</th> <th>Percentage</th> </tr> </thead> <tbody> <tr> <td>Enhanced ability</td> <td>100.00%</td> </tr> <tr> <td>Did not enhance</td> <td>0.00%</td> </tr> <tr> <td>Unknown</td> <td>0.00%</td> </tr> </tbody> </table>	Response	Percentage	Enhanced ability	100.00%	Did not enhance	0.00%	Unknown	0.00%	<ul style="list-style-type: none"> ■ % of Respondants: Education at Red Rocks enhanced your ability to get a job or improved job skills. ■ % of Respondants: Education at Red Rocks did not enhance your ability to get a job or improve your job skills. ■ % of Respondants: Unknown
Response	Percentage								
Enhanced ability	100.00%								
Did not enhance	0.00%								
Unknown	0.00%								
<h4>Business - Real Estate Program</h4> <table border="1" style="margin-left: auto; margin-right: auto;"> <thead> <tr> <th>Response</th> <th>Percentage</th> </tr> </thead> <tbody> <tr> <td>Enhanced ability</td> <td>100.00%</td> </tr> <tr> <td>Did not enhance</td> <td>0.00%</td> </tr> <tr> <td>Unknown</td> <td>0.00%</td> </tr> </tbody> </table>	Response	Percentage	Enhanced ability	100.00%	Did not enhance	0.00%	Unknown	0.00%	<ul style="list-style-type: none"> ■ % of Respondants: Education at Red Rocks enhanced your ability to get a job or improved job skills. ■ % of Respondants: Education at Red Rocks did not enhance your ability to get a job or improve your job skills. ■ % of Respondants: Unknown
Response	Percentage								
Enhanced ability	100.00%								
Did not enhance	0.00%								
Unknown	0.00%								



Red Rocks Community College

Enhanced Ability to Get a Job or Improved Job Skills by CTE Program

VE-135 Follow-up on FY 2007-08 Completers Survey

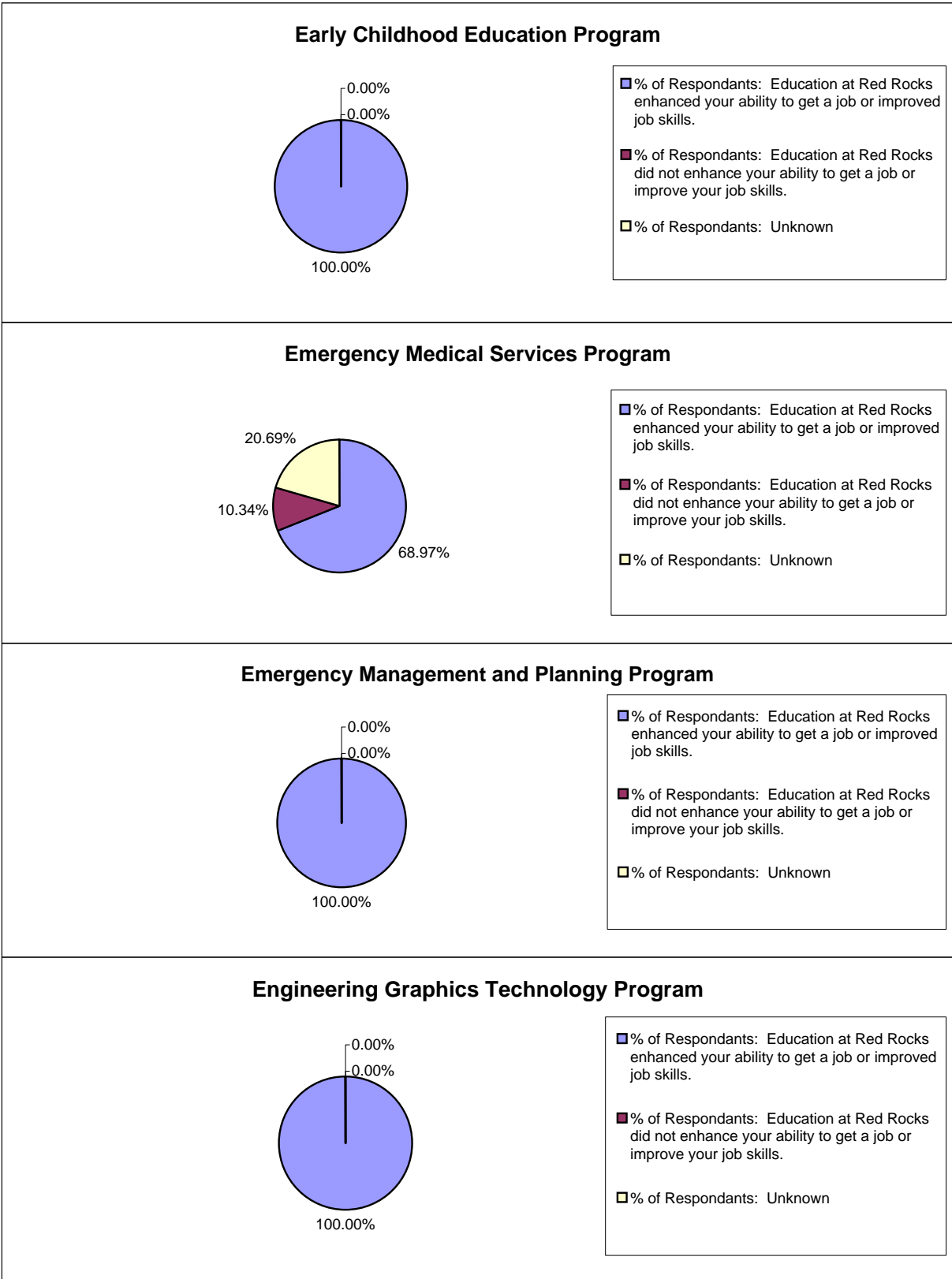
<h4>Business Technologies Program</h4>  <p style="text-align: center;">100.00%</p>	<ul style="list-style-type: none"> ■ % of Respondants: Education at Red Rocks enhanced your ability to get a job or improved job skills. ■ % of Respondants: Education at Red Rocks did not enhance your ability to get a job or improve your job skills. ■ % of Respondants: Unknown
<h4>Business - Interdisciplinary Program</h4>  <p style="text-align: center;">100.00%</p>	<ul style="list-style-type: none"> ■ % of Respondants: Education at Red Rocks enhanced your ability to get a job or improved job skills. ■ % of Respondants: Education at Red Rocks did not enhance your ability to get a job or improve your job skills. ■ % of Respondants: Unknown
<h4>Computer Information Systems Program</h4>  <p style="text-align: center;">50.00% 0.00% 50.00%</p>	<ul style="list-style-type: none"> ■ % of Respondants: Education at Red Rocks enhanced your ability to get a job or improved job skills. ■ % of Respondants: Education at Red Rocks did not enhance your ability to get a job or improve your job skills. ■ % of Respondants: Unknown
<h4>Construction Technology Program</h4>  <p style="text-align: center;">85.19% 11.11% 3.70%</p>	<ul style="list-style-type: none"> ■ % of Respondants: Education at Red Rocks enhanced your ability to get a job or improved job skills. ■ % of Respondants: Education at Red Rocks did not enhance your ability to get a job or improve your job skills. ■ % of Respondants: Unknown



Red Rocks Community College

Enhanced Ability to Get a Job or Improved Job Skills by CTE Program

VE-135 Follow-up on FY 2007-08 Completers Survey



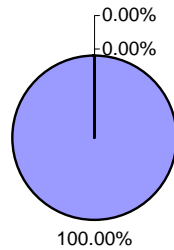


Red Rocks Community College

Enhanced Ability to Get a Job or Improved Job Skills by CTE Program

VE-135 Follow-up on FY 2007-08 Completers Survey

Industrial Maintenance Technologies Program

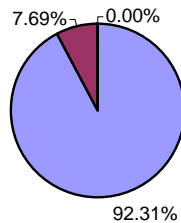


■ % of Respondants: Education at Red Rocks enhanced your ability to get a job or improved job skills.

■ % of Respondants: Education at Red Rocks did not enhance your ability to get a job or improve your job skills.

□ % of Respondants: Unknown

Law Enforcement Training Academy Program

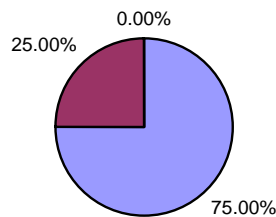


■ % of Respondants: Education at Red Rocks enhanced your ability to get a job or improved job skills.

■ % of Respondants: Education at Red Rocks did not enhance your ability to get a job or improve your job skills.

□ % of Respondants: Unknown

Med Office Tech Program

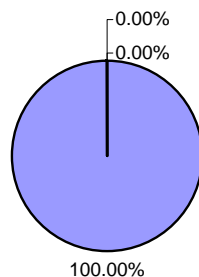


■ % of Respondants: Education at Red Rocks enhanced your ability to get a job or improved job skills.

■ % of Respondants: Education at Red Rocks did not enhance your ability to get a job or improve your job skills.

□ % of Respondants: Unknown

Multimedia Tech Program



■ % of Respondants: Education at Red Rocks enhanced your ability to get a job or improved job skills.

■ % of Respondants: Education at Red Rocks did not enhance your ability to get a job or improve your job skills.

□ % of Respondants: Unknown

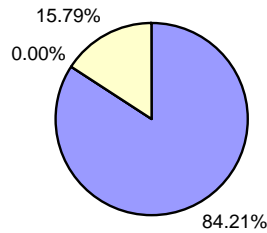


Red Rocks Community College

Enhanced Ability to Get a Job or Improved Job Skills by CTE Program

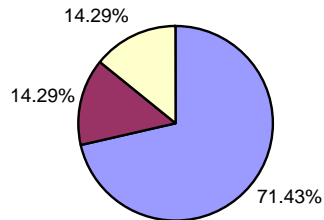
VE-135 Follow-up on FY 2007-08 Completers Survey

Nurse Aid / Home Health Aid Program



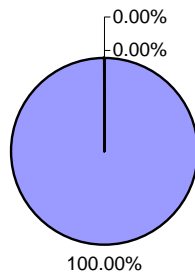
- % of Respondants: Education at Red Rocks enhanced your ability to get a job or improved job skills.
- % of Respondants: Education at Red Rocks did not enhance your ability to get a job or improve your job skills.
- % of Respondants: Unknown

Phlebotomy Program



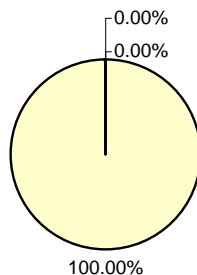
- % of Respondants: Education at Red Rocks enhanced your ability to get a job or improved job skills.
- % of Respondants: Education at Red Rocks did not enhance your ability to get a job or improve your job skills.
- % of Respondants: Unknown

Physican Assistant Program



- % of Respondants: Education at Red Rocks enhanced your ability to get a job or improved job skills.
- % of Respondants: Education at Red Rocks did not enhance your ability to get a job or improve your job skills.
- % of Respondants: Unknown

Plumbing Program



- % of Respondants: Education at Red Rocks enhanced your ability to get a job or improved job skills.
- % of Respondants: Education at Red Rocks did not enhance your ability to get a job or improve your job skills.
- % of Respondants: Unknown

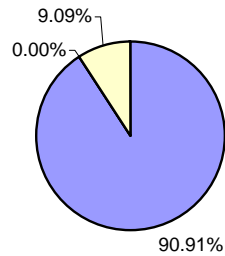


Red Rocks Community College

Enhanced Ability to Get a Job or Improved Job Skills by CTE Program

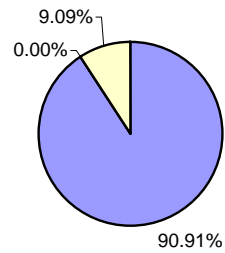
VE-135 Follow-up on FY 2007-08 Completers Survey

R.N. Refersher Program



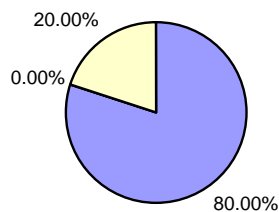
- % of Respondants: Education at Red Rocks enhanced your ability to get a job or improved job skills.
- % of Respondants: Education at Red Rocks did not enhance your ability to get a job or improve your job skills.
- % of Respondants: Unknown

Radiologic Technology Program



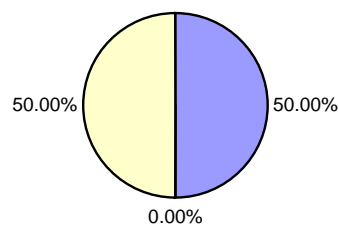
- % of Respondants: Education at Red Rocks enhanced your ability to get a job or improved job skills.
- % of Respondants: Education at Red Rocks did not enhance your ability to get a job or improve your job skills.
- % of Respondants: Unknown

Sonography Program



- % of Respondants: Education at Red Rocks enhanced your ability to get a job or improved job skills.
- % of Respondants: Education at Red Rocks did not enhance your ability to get a job or improve your job skills.
- % of Respondants: Unknown

Theatre Technology Program



- % of Respondants: Education at Red Rocks enhanced your ability to get a job or improved job skills.
- % of Respondants: Education at Red Rocks did not enhance your ability to get a job or improve your job skills.
- % of Respondants: Unknown

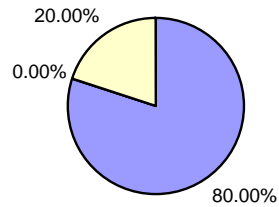


Red Rocks Community College

Enhanced Ability to Get a Job or Improved Job Skills by CTE Program

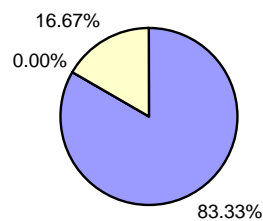
VE-135 Follow-up on FY 2007-08 Completers Survey

Vascular Technology Program



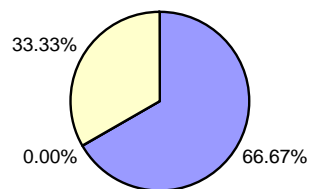
- % of Respondants: Education at Red Rocks enhanced your ability to get a job or improved job skills.
- % of Respondants: Education at Red Rocks did not enhance your ability to get a job or improve your job skills.
- % of Respondants: Unknown

Water Quality Management Technology Program



- % of Respondants: Education at Red Rocks enhanced your ability to get a job or improved job skills.
- % of Respondants: Education at Red Rocks did not enhance your ability to get a job or improve your job skills.
- % of Respondants: Unknown

Welding Program



- % of Respondants: Education at Red Rocks enhanced your ability to get a job or improved job skills.
- % of Respondants: Education at Red Rocks did not enhance your ability to get a job or improve your job skills.
- % of Respondants: Unknown



Red Rocks Community College

Coursework Met Expectations by CTE Program

VE-135 Follow-up on FY 2007-08 Completers Survey

Program Name	Number of Graduates (Students surveyed)	# of Survey Respondents	% of Respondants: The Red Rocks coursework you completed met your educational goals.	% of Respondants: The Red Rocks coursework you completed did not meet your educational goals.	% of Respondants: Unknown
ACCOUNTING	7	3	66.67%	33.33%	0.00%
AUTOMOTIVE TECHNOLOGIES	56	8	75.00%	25.00%	0.00%
BUSINESS	3	1	100.00%	0.00%	0.00%
BUSINESS - REAL ESTATE	18	6	100.00%	0.00%	0.00%
BUSINESS TECHNOLOGIES	2	1	100.00%	0.00%	0.00%
BUSINESS-INTERDISCIPLINARY	1	1	100.00%	0.00%	0.00%
COMPUTER INFORMATION SYSTEMS	15	2	0.00%	50.00%	50.00%
CONSTRUCTION TECHNOLOGY	70	27	96.30%	3.70%	0.00%
EARLY CHILDHOOD EDUCATION	28	11	81.82%	9.09%	9.09%
EMERGENCY MEDICAL SERVICES	146	29	89.66%	3.45%	6.90%
EMERGENCY MGMT. & PLANNING	5	2	50.00%	50.00%	0.00%
ENGINEERING GRAPHICS TECHNOLOGY	19	2	100.00%	0.00%	0.00%
INDUSTRIAL MAINTENANCE TECHNOLOGIES	2	1	100.00%	0.00%	0.00%
LAW ENFORCEMENT TRAINING ACADEMY	49	13	84.62%	15.38%	0.00%
MED OFFICE TECH	19	4	75.00%	25.00%	0.00%
MULTIMEDIA TECH	17	4	100.00%	0.00%	0.00%
NURSE AIDE / HOME HEALTH AIDE	96	19	94.74%	0.00%	5.26%
PHLEBOTOMY	20	7	71.43%	0.00%	28.57%
PHYSICIAN ASSISTANT	27	6	100.00%	0.00%	0.00%
PLUMBING	1	1	100.00%	0.00%	0.00%
R.N. REFRESHER PROGRAM	34	11	81.82%	18.18%	0.00%
RADIOLOGIC TECHNOLOGY	20	11	90.91%	0.00%	9.09%
SONOGRAPHY	10	5	80.00%	20.00%	0.00%
THEATRE TECHNOLOGY	3	2	100.00%	0.00%	0.00%
VASCULAR TECHNOLOGY	10	5	80.00%	20.00%	0.00%
WATER QUALITY MANAGEMENT TECHNOLOGY	20	6	83.33%	0.00%	16.67%
WELDING	33	3	66.67%	33.33%	0.00%
TOTAL	731	191	86.91%	8.38%	4.71%

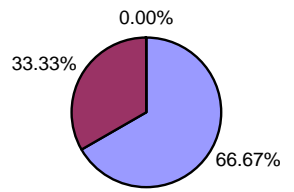
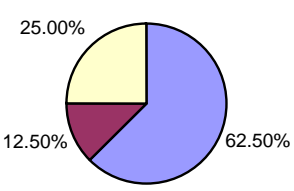
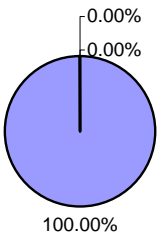
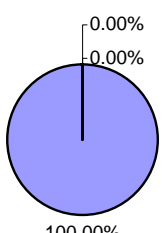
Data Source: VE-135 Follow-up on FY 2007-08 Completers Survey Data



Red Rocks Community College

Met Educational Goals by CTE Program

VE-135 Follow-up on FY 2007-08 Completers Survey

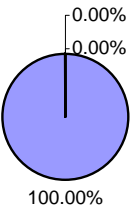
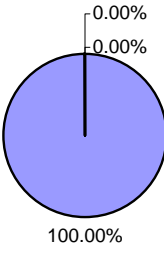

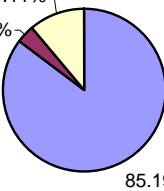
<h4>Accounting Program</h4>  <table border="1" style="margin-left: auto; margin-right: auto;"> <tr> <td style="width: 30px;">■</td> <td>% of Respondants: The Red Rocks coursework you completed met your educational goals.</td> </tr> <tr> <td style="width: 30px;">■</td> <td>% of Respondants: The Red Rocks coursework you completed did not meet your educational goals.</td> </tr> <tr> <td style="width: 30px;">■</td> <td>% of Respondants: Unknown</td> </tr> </table>	■	% of Respondants: The Red Rocks coursework you completed met your educational goals.	■	% of Respondants: The Red Rocks coursework you completed did not meet your educational goals.	■	% of Respondants: Unknown
■	% of Respondants: The Red Rocks coursework you completed met your educational goals.					
■	% of Respondants: The Red Rocks coursework you completed did not meet your educational goals.					
■	% of Respondants: Unknown					
<h4>Automotive Technologies Program</h4>  <table border="1" style="margin-left: auto; margin-right: auto;"> <tr> <td style="width: 30px;">■</td> <td>% of Respondants: The Red Rocks coursework you completed met your educational goals.</td> </tr> <tr> <td style="width: 30px;">■</td> <td>% of Respondants: The Red Rocks coursework you completed did not meet your educational goals.</td> </tr> <tr> <td style="width: 30px;">■</td> <td>% of Respondants: Unknown</td> </tr> </table>	■	% of Respondants: The Red Rocks coursework you completed met your educational goals.	■	% of Respondants: The Red Rocks coursework you completed did not meet your educational goals.	■	% of Respondants: Unknown
■	% of Respondants: The Red Rocks coursework you completed met your educational goals.					
■	% of Respondants: The Red Rocks coursework you completed did not meet your educational goals.					
■	% of Respondants: Unknown					
<h4>Business Program</h4>  <table border="1" style="margin-left: auto; margin-right: auto;"> <tr> <td style="width: 30px;">■</td> <td>% of Respondants: The Red Rocks coursework you completed met your educational goals.</td> </tr> <tr> <td style="width: 30px;">■</td> <td>% of Respondants: The Red Rocks coursework you completed did not meet your educational goals.</td> </tr> <tr> <td style="width: 30px;">■</td> <td>% of Respondants: Unknown</td> </tr> </table>	■	% of Respondants: The Red Rocks coursework you completed met your educational goals.	■	% of Respondants: The Red Rocks coursework you completed did not meet your educational goals.	■	% of Respondants: Unknown
■	% of Respondants: The Red Rocks coursework you completed met your educational goals.					
■	% of Respondants: The Red Rocks coursework you completed did not meet your educational goals.					
■	% of Respondants: Unknown					
<h4>Business - Real Estate Program</h4>  <table border="1" style="margin-left: auto; margin-right: auto;"> <tr> <td style="width: 30px;">■</td> <td>% of Respondants: The Red Rocks coursework you completed met your educational goals.</td> </tr> <tr> <td style="width: 30px;">■</td> <td>% of Respondants: The Red Rocks coursework you completed did not meet your educational goals.</td> </tr> <tr> <td style="width: 30px;">■</td> <td>% of Respondants: Unknown</td> </tr> </table>	■	% of Respondants: The Red Rocks coursework you completed met your educational goals.	■	% of Respondants: The Red Rocks coursework you completed did not meet your educational goals.	■	% of Respondants: Unknown
■	% of Respondants: The Red Rocks coursework you completed met your educational goals.					
■	% of Respondants: The Red Rocks coursework you completed did not meet your educational goals.					
■	% of Respondants: Unknown					



Red Rocks Community College

Met Educational Goals by CTE Program

VE-135 Follow-up on FY 2007-08 Completers Survey

<h4>Business Technologies Program</h4> <div style="display: flex; justify-content: space-around; align-items: center;">  <div style="border: 1px solid black; padding: 5px; width: 250px;"> <ul style="list-style-type: none"> ■ % of Respondants: The Red Rocks coursework you completed met your educational goals. ■ % of Respondants: The Red Rocks coursework you completed did not meet your educational goals. ■ % of Respondants: Unknown </div> </div>
<h4>Business - Interdisciplinary Program</h4> <div style="display: flex; justify-content: space-around; align-items: center;">  <div style="border: 1px solid black; padding: 5px; width: 250px;"> <ul style="list-style-type: none"> ■ % of Respondants: The Red Rocks coursework you completed met your educational goals. ■ % of Respondants: The Red Rocks coursework you completed did not meet your educational goals. ■ % of Respondants: Unknown </div> </div>
<h4>Computer Information Systems Program</h4> <div style="display: flex; justify-content: space-around; align-items: center;">  <div style="border: 1px solid black; padding: 5px; width: 250px;"> <ul style="list-style-type: none"> ■ % of Respondants: The Red Rocks coursework you completed met your educational goals. ■ % of Respondants: The Red Rocks coursework you completed did not meet your educational goals. ■ % of Respondants: Unknown </div> </div>
<h4>Construction Technology Program</h4> <div style="display: flex; justify-content: space-around; align-items: center;">  <div style="border: 1px solid black; padding: 5px; width: 250px;"> <ul style="list-style-type: none"> ■ % of Respondants: The Red Rocks coursework you completed met your educational goals. ■ % of Respondants: The Red Rocks coursework you completed did not meet your educational goals. ■ % of Respondants: Unknown </div> </div>



Red Rocks Community College

Met Educational Goals by CTE Program

VE-135 Follow-up on FY 2007-08 Completers Survey

<h4>Early Childhood Education Program</h4> <table border="1" style="margin-left: auto; margin-right: auto;"> <thead> <tr> <th>Category</th> <th>Percentage</th> </tr> </thead> <tbody> <tr> <td>Met Educational Goals</td> <td>81.82%</td> </tr> <tr> <td>Did Not Meet Educational Goals</td> <td>9.09%</td> </tr> <tr> <td>Unknown</td> <td>9.09%</td> </tr> </tbody> </table>	Category	Percentage	Met Educational Goals	81.82%	Did Not Meet Educational Goals	9.09%	Unknown	9.09%	<div style="border: 1px solid black; padding: 5px;"> <ul style="list-style-type: none"> ■ % of Respondants: The Red Rocks coursework you completed met your educational goals. ■ % of Respondants: The Red Rocks coursework you completed did not meet your educational goals. ■ % of Respondants: Unknown </div>
Category	Percentage								
Met Educational Goals	81.82%								
Did Not Meet Educational Goals	9.09%								
Unknown	9.09%								
<h4>Emergency Medical Services Program</h4> <table border="1" style="margin-left: auto; margin-right: auto;"> <thead> <tr> <th>Category</th> <th>Percentage</th> </tr> </thead> <tbody> <tr> <td>Met Educational Goals</td> <td>89.66%</td> </tr> <tr> <td>Did Not Meet Educational Goals</td> <td>3.45%</td> </tr> <tr> <td>Unknown</td> <td>6.90%</td> </tr> </tbody> </table>	Category	Percentage	Met Educational Goals	89.66%	Did Not Meet Educational Goals	3.45%	Unknown	6.90%	<div style="border: 1px solid black; padding: 5px;"> <ul style="list-style-type: none"> ■ % of Respondants: The Red Rocks coursework you completed met your educational goals. ■ % of Respondants: The Red Rocks coursework you completed did not meet your educational goals. ■ % of Respondants: Unknown </div>
Category	Percentage								
Met Educational Goals	89.66%								
Did Not Meet Educational Goals	3.45%								
Unknown	6.90%								
<h4>Emergency Management and Planning Program</h4> <table border="1" style="margin-left: auto; margin-right: auto;"> <thead> <tr> <th>Category</th> <th>Percentage</th> </tr> </thead> <tbody> <tr> <td>Met Educational Goals</td> <td>50.00%</td> </tr> <tr> <td>Did Not Meet Educational Goals</td> <td>50.00%</td> </tr> <tr> <td>Unknown</td> <td>0.00%</td> </tr> </tbody> </table>	Category	Percentage	Met Educational Goals	50.00%	Did Not Meet Educational Goals	50.00%	Unknown	0.00%	<div style="border: 1px solid black; padding: 5px;"> <ul style="list-style-type: none"> ■ % of Respondants: The Red Rocks coursework you completed met your educational goals. ■ % of Respondants: The Red Rocks coursework you completed did not meet your educational goals. ■ % of Respondants: Unknown </div>
Category	Percentage								
Met Educational Goals	50.00%								
Did Not Meet Educational Goals	50.00%								
Unknown	0.00%								
<h4>Engineering Graphics Technology Program</h4> <table border="1" style="margin-left: auto; margin-right: auto;"> <thead> <tr> <th>Category</th> <th>Percentage</th> </tr> </thead> <tbody> <tr> <td>Met Educational Goals</td> <td>100.00%</td> </tr> <tr> <td>Did Not Meet Educational Goals</td> <td>0.00%</td> </tr> <tr> <td>Unknown</td> <td>0.00%</td> </tr> </tbody> </table>	Category	Percentage	Met Educational Goals	100.00%	Did Not Meet Educational Goals	0.00%	Unknown	0.00%	<div style="border: 1px solid black; padding: 5px;"> <ul style="list-style-type: none"> ■ % of Respondants: The Red Rocks coursework you completed met your educational goals. ■ % of Respondants: The Red Rocks coursework you completed did not meet your educational goals. ■ % of Respondants: Unknown </div>
Category	Percentage								
Met Educational Goals	100.00%								
Did Not Meet Educational Goals	0.00%								
Unknown	0.00%								

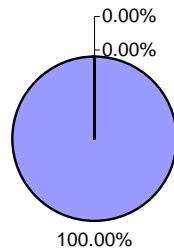


Red Rocks Community College

Met Educational Goals by CTE Program

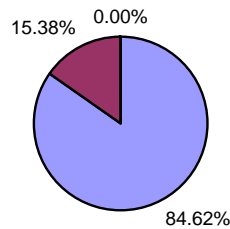
VE-135 Follow-up on FY 2007-08 Completers Survey

Industrial Maintenance Technologies Program



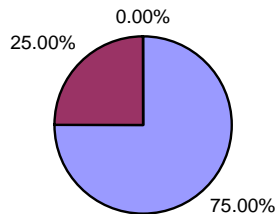
- % of Respondants: The Red Rocks coursework you completed met your educational goals.
- % of Respondants: The Red Rocks coursework you completed did not meet your educational goals.
- % of Respondants: Unknown

Law Enforcement Training Academy Program



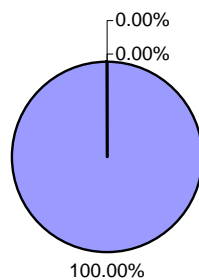
- % of Respondants: The Red Rocks coursework you completed met your educational goals.
- % of Respondants: The Red Rocks coursework you completed did not meet your educational goals.
- % of Respondants: Unknown

Med Office Tech Program



- % of Respondants: The Red Rocks coursework you completed met your educational goals.
- % of Respondants: The Red Rocks coursework you completed did not meet your educational goals.
- % of Respondants: Unknown

Multimedia Tech Program



- % of Respondants: The Red Rocks coursework you completed met your educational goals.
- % of Respondants: The Red Rocks coursework you completed did not meet your educational goals.
- % of Respondants: Unknown

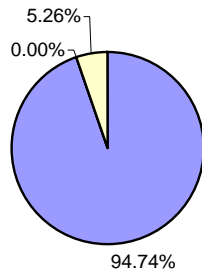


Red Rocks Community College

Met Educational Goals by CTE Program

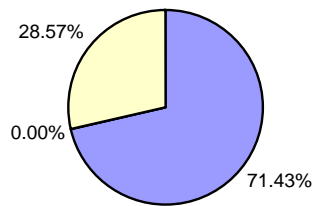
VE-135 Follow-up on FY 2007-08 Completers Survey

Nurse Aid / Home Health Aid Program



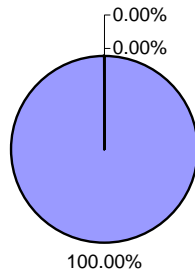
- % of Respondants: The Red Rocks coursework you completed met your educational goals.
- % of Respondants: The Red Rocks coursework you completed did not meet your educational goals.
- % of Respondants: Unknown

Phlebotomy Program



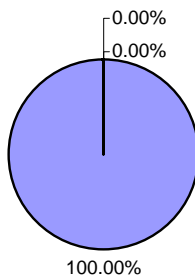
- % of Respondants: The Red Rocks coursework you completed met your educational goals.
- % of Respondants: The Red Rocks coursework you completed did not meet your educational goals.
- % of Respondants: Unknown

Physican Assistant Program



- % of Respondants: The Red Rocks coursework you completed met your educational goals.
- % of Respondants: The Red Rocks coursework you completed did not meet your educational goals.
- % of Respondants: Unknown

Plumbing Program



- % of Respondants: The Red Rocks coursework you completed met your educational goals.
- % of Respondants: The Red Rocks coursework you completed did not meet your educational goals.
- % of Respondants: Unknown

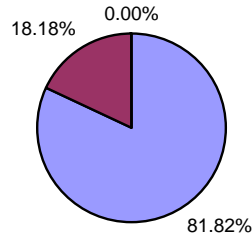


Red Rocks Community College

Met Educational Goals by CTE Program

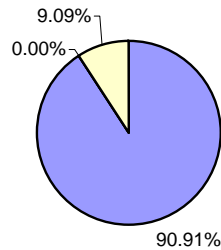
VE-135 Follow-up on FY 2007-08 Completers Survey

R.N. Refersher Program



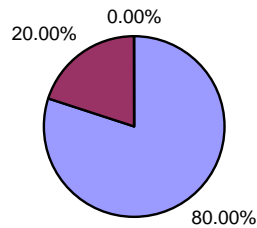
- % of Respondants: The Red Rocks coursework you completed met your educational goals.
- % of Respondants: The Red Rocks coursework you completed did not meet your educational goals.
- % of Respondants: Unknown

Radiologic Technology Program



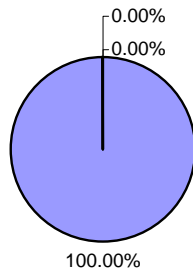
- % of Respondants: The Red Rocks coursework you completed met your educational goals.
- % of Respondants: The Red Rocks coursework you completed did not meet your educational goals.
- % of Respondants: Unknown

Sonography Program



- % of Respondants: The Red Rocks coursework you completed met your educational goals.
- % of Respondants: The Red Rocks coursework you completed did not meet your educational goals.
- % of Respondants: Unknown

Theatre Technology Program



- % of Respondants: The Red Rocks coursework you completed met your educational goals.
- % of Respondants: The Red Rocks coursework you completed did not meet your educational goals.
- % of Respondants: Unknown

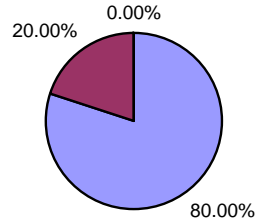


Red Rocks Community College

Met Educational Goals by CTE Program

VE-135 Follow-up on FY 2007-08 Completers Survey

Vascular Technology Program

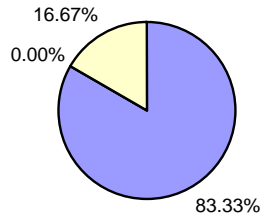


■ % of Respondants: The Red Rocks coursework you completed met your educational goals.

■ % of Respondants: The Red Rocks coursework you completed did not meet your educational goals.

□ % of Respondants: Unknown

Water Quality Management Technology Program

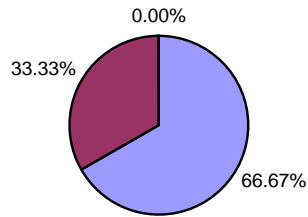


■ % of Respondants: The Red Rocks coursework you completed met your educational goals.

■ % of Respondants: The Red Rocks coursework you completed did not meet your educational goals.

□ % of Respondants: Unknown

Welding Program



■ % of Respondants: The Red Rocks coursework you completed met your educational goals.

■ % of Respondants: The Red Rocks coursework you completed did not meet your educational goals.

□ % of Respondants: Unknown