



# Red Rocks Community College- Job Placement by CTE Program

Program	Number of Graduates (Students surveyed)	# of Survey Respondents	Response Rate	Unable to contact student	% of Respondents Employed full or part time in a occupation NOT related to CTE program	% of Respondents Employed full or part time in a occupation related to CTE program	% of Respondents Unemployed and actively seeking employment	% of Respondents Unemployed and NOT actively seeking employment	Combined % of Respondents Employed full or part time
3D DESIGN AND ANIMATION	3	2	67%	1	50%	50%	0%	0%	100%
ACCOUNTING	8	5	63%	3	60%	40%	0%	0%	100%
AUTOMOTIVE COLLISION REPAIR	1	1	100%	0	0%	100%	0%	0%	100%
AUTOMOTIVE TECHNOLOGIES	8	5	63%	3	20%	60%	0%	20%	80%
BUSINESS	13	7	54%	6	14%	57%	0%	29%	71%
BUSINESS - REAL ESTATE	19	10	53%	9	20%	70%	0%	10%	90%
BUSINESS TECHNOLOGIES	1	1	100%	0	0%	100%	0%	0%	100%
BUSINESS-INTERDISCIPLINARY	1	1	100%	0	0%	100%	0%	0%	100%
COMPUTER INFORMATION SYSTEMS	16	8	50%	8	25%	63%	0%	13%	88%
COMPUTER PROGRAMMER	2	1	50%	1	100%	0%	0%	0%	100%
CONSTRUCTION TECHNOLOGY	40	22	55%	18	5%	68%	9%	14%	73%
CULINARY ARTS	10	5	50%	5	0%	100%	0%	0%	100%
EARLY CHILDHOOD EDUCATION	35	24	69%	11	4%	92%	0%	4%	96%
ELECTRICAL	7	5	71%	2	20%	80%	0%	0%	100%
EMERGENCY MEDICAL SERVICES	173	93	54%	80	37%	43%	3%	13%	80%
EMERGENCY MGMT. & PLANNING	4	3	75%	1	0%	100%	0%	0%	100%
ENGINEERING GRAPHICS TECHNOLOGY	33	18	55%	15	39%	39%	6%	11%	78%
ESTHETICIAN	5	1	20%	4	0%	100%	0%	0%	100%
FIRE SCIENCE TECHNOLOGY	124	41	33%	83	32%	54%	0%	12%	85%
GAME DESIGN AND DEVELOPMENT	2	2	100%	0	50%	0%	0%	50%	50%
HAIRSTYLIST	5	4	80%	1	0%	100%	0%	0%	100%
HOLISTIC HEALTH CERTIFICATE	7	4	57%	3	50%	50%	0%	0%	100%
HVAC	51	27	53%	24	19%	56%	0%	22%	74%
INDUSTRIAL MAINTENANCE TECHNOLOGIES	9	5	56%	4	0%	80%	20%	0%	80%
INDUSTRIAL SCIENCE AND OPERATIONS	3	2	67%	1	50%	0%	0%	50%	50%
INTERIOR DESIGN	11	6	55%	5	33%	17%	0%	50%	50%
LAW ENFORCEMENT TRAINING ACADEMY	43	23	53%	20	22%	74%	4%	0%	96%
MANICURIST	1	1			No Responses	No Responses	No Responses	No Responses	No Responses
MED OFFICE TECH	28	15	54%	13	13%	73%	0%	7%	87%
MULTIMEDIA MANAGEMENT AND WEBMASTER	6	3	50%	3	0%	67%	33%	0%	67%
MULTIMEDIA TECH	18	5	28%	13	0%	60%	40%	0%	60%
NURSE AIDE/HOME HEALTH AIDE	172	93	54%	79	29%	49%	3%	17%	78%
OUTDOOR RECREATION LEADERSHIP	2	1	50%	1	100%	0%	0%	0%	100%
PARAEDUCATOR	1	1			No Responses	No Responses	No Responses	No Responses	No Responses
PARK RANGER TECHNOLOGY	7	4	57%	3	50%	50%	0%	0%	100%
PHLEBOTOMY	26	14	54%	12	0%	71%	7%	21%	71%
PHYSICIAN ASSISTANT	30	24	80%	6	0%	96%	0%	0%	96%
PLUMBING	3	2	67%	1	0%	100%	0%	0%	100%
PRECISION MACHINING	4	2	50%	2	0%	50%	0%	50%	50%
PROFESSIONAL PHOTOGRAPHY	7	4	57%	3	25%	75%	0%	0%	100%
RADIOLOGIC TECHNOLOGY	17	11	65%	6	18%	55%	9%	9%	73%
REFLEXOLOGY CERTIFICATE	11	6	55%	5	0%	67%	17%	17%	67%
RENEWABLE ENERGY TECHNOLOGY	17	9	53%	8	11%	33%	22%	33%	44%
RN REFRESHER PROGRAM	36	20	56%	16	0%	55%	20%	25%	55%
SONOGRAPHY	9	8	89%	1	0%	88%	13%	0%	88%
THEATRE TECHNOLOGY	10	6	60%	4	0%	50%	0%	17%	50%
WATER QUALITY MANAGEMENT TECHNOLOGY	24	12	50%	12	17%	50%	33%	0%	67%
WEB DESIGN	4	2	50%	2	0%	50%	50%	0%	50%
WELDING	6	3	50%	3	33%	33%	0%	33%	67%
WIND ENERGY TECHNOLOGY	1	1	100%	0	0%	0%	0%	0%	0%
WOODWORKING, GENERAL	14	10	71%	4	50%	30%	0%	20%	80%
<b>Totals</b>	<b>1088</b>	<b>581</b>	<b>53%</b>	<b>507</b>	<b>22%</b>	<b>58%</b>	<b>5%</b>	<b>13%</b>	<b>80%</b>

Data Source: VE-135 Follow-up Survey on FY 2009-10 Completers

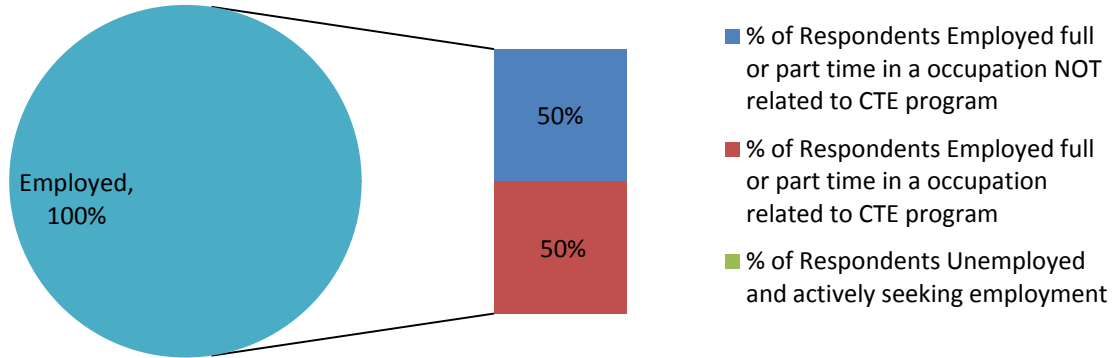
Prepared by Ryan Lambert  
Institutional Research Analyst  
Red Rocks Community College

# Red Rocks Community College

## Job Placement by CTE Program

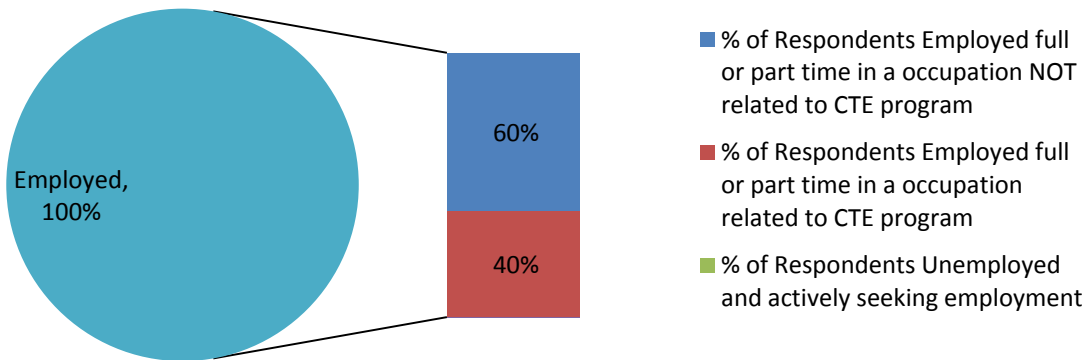
### 3D DESIGN AND ANIMATION

N= 2



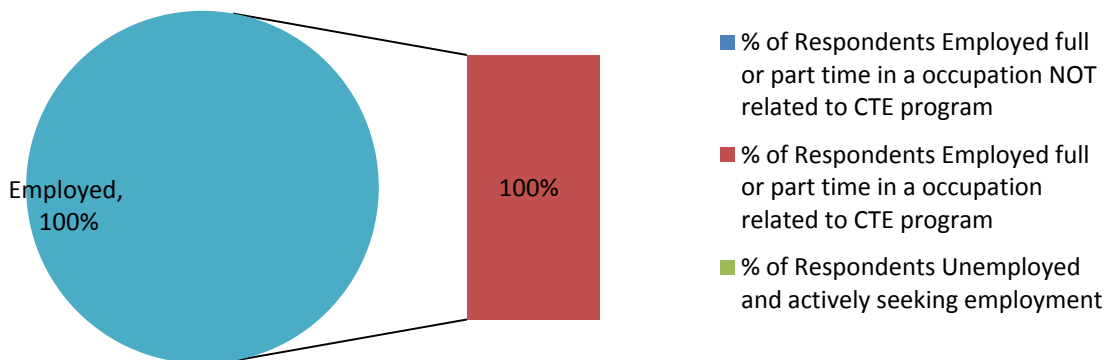
### ACCOUNTING

N= 5



### AUTOMOTIVE COLLISION REPAIR

N= 1

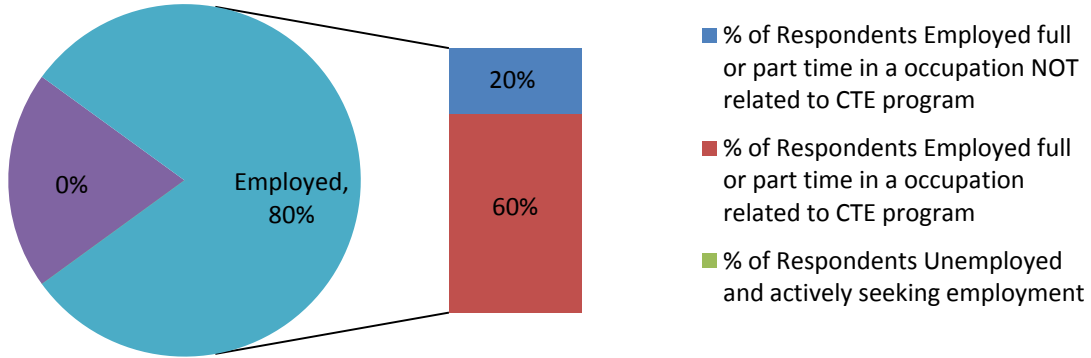


# Red Rocks Community College

## Job Placement by CTE Program

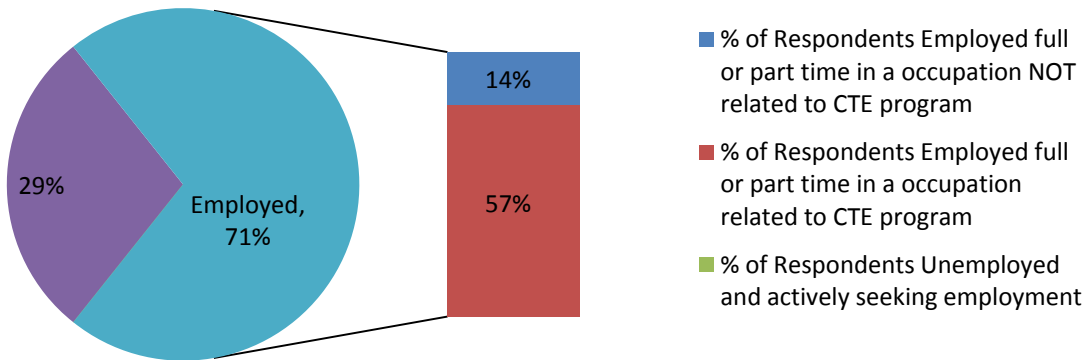
### AUTOMOTIVE TECHNOLOGIES

N= 5



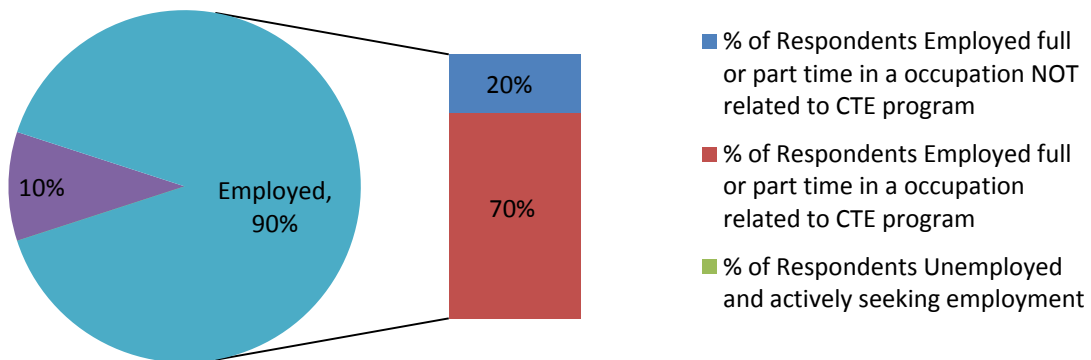
### BUSINESS

N= 7



### BUSINESS - REAL ESTATE

N= 10

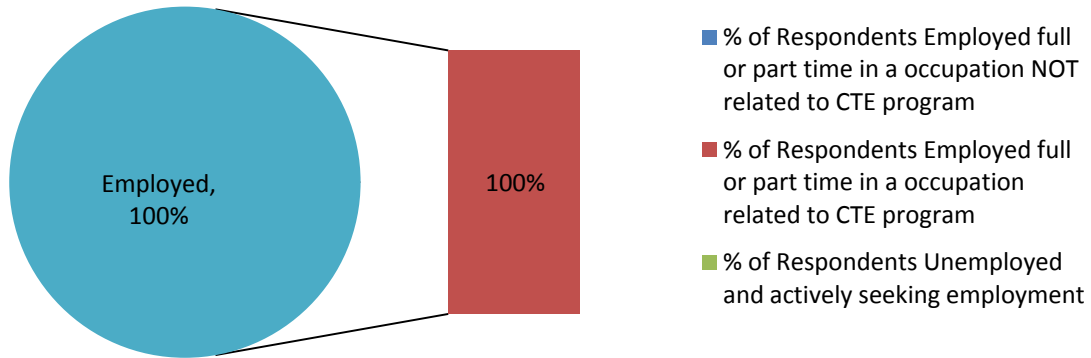


# Red Rocks Community College

## Job Placement by CTE Program

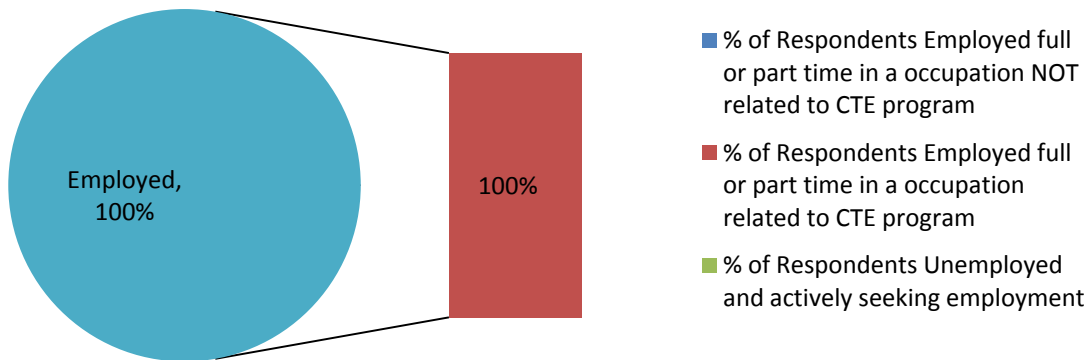
### BUSINESS TECHNOLOGIES

N= 1



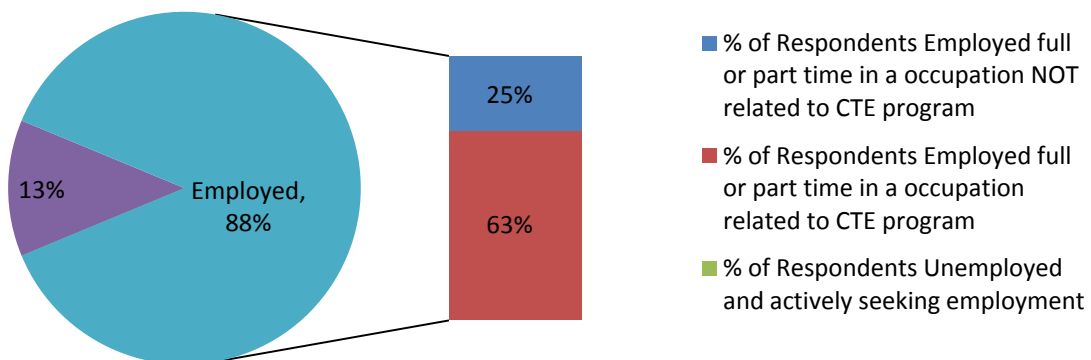
### BUSINESS-INTERDISCIPLINARY

N= 1



### COMPUTER INFORMATION SYSTEMS

N= 8

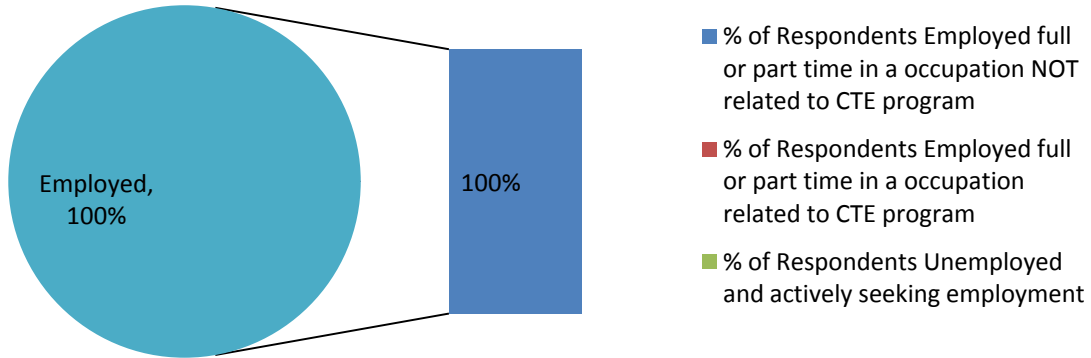


# Red Rocks Community College

## Job Placement by CTE Program

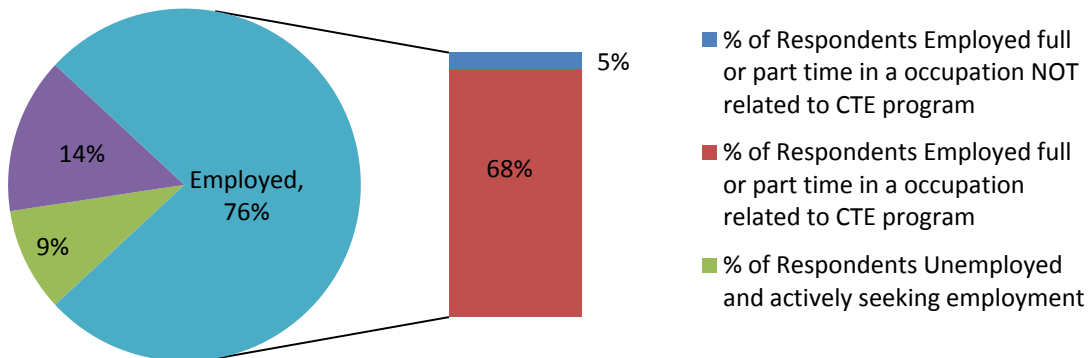
### COMPUTER PROGRAMMER

N= 1



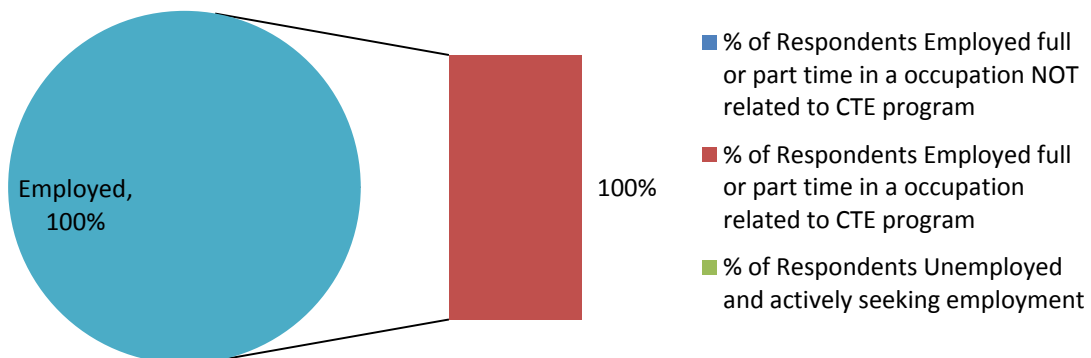
### CONSTRUCTION TECHNOLOGY

N= 22



### CULINARY ARTS

N= 5

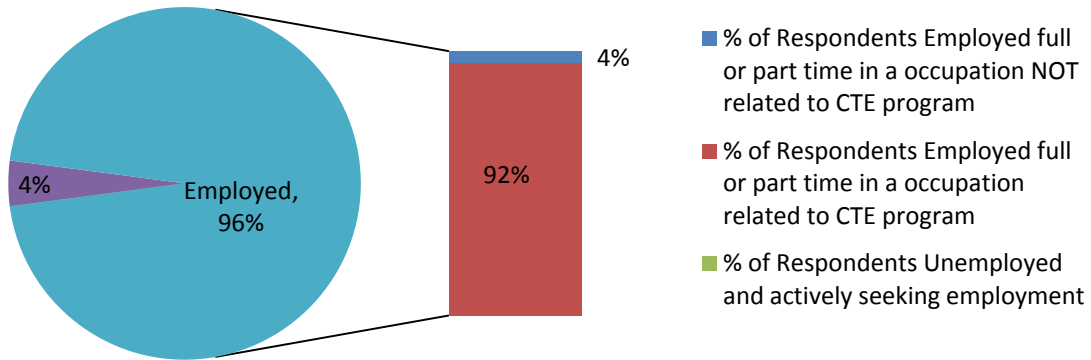


# Red Rocks Community College

## Job Placement by CTE Program

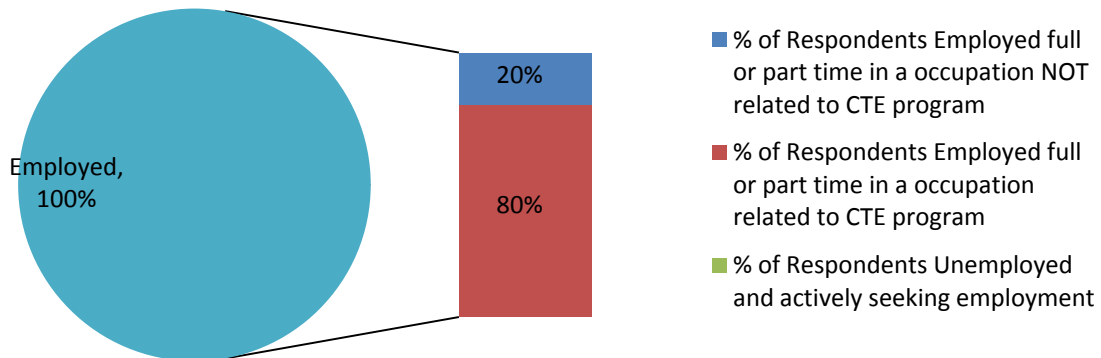
### EARLY CHILDHOOD EDUCATION

N= 24



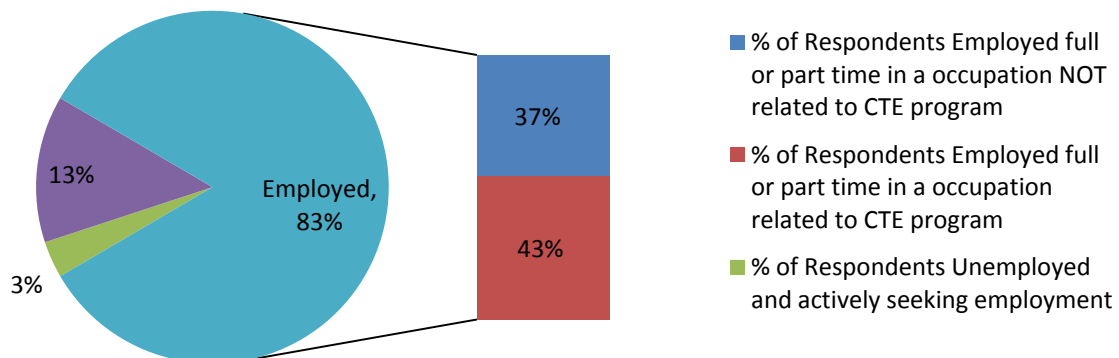
### ELECTRICAL

N= 5



### EMERGENCY MEDICAL SERVICES

N= 93

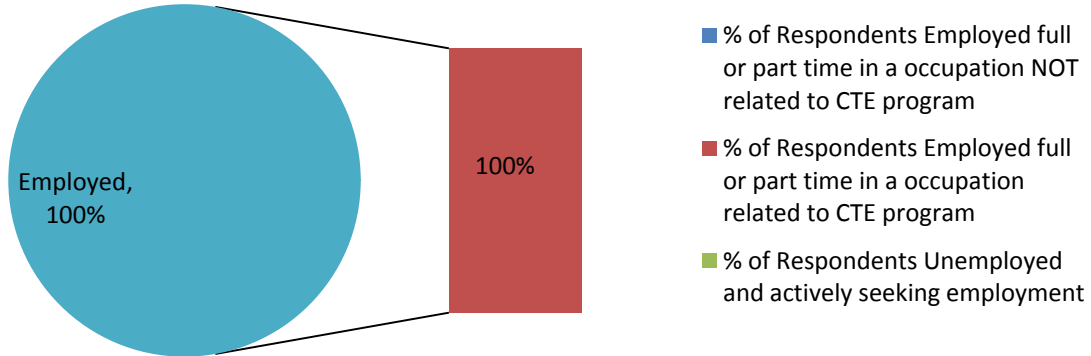


# Red Rocks Community College

## Job Placement by CTE Program

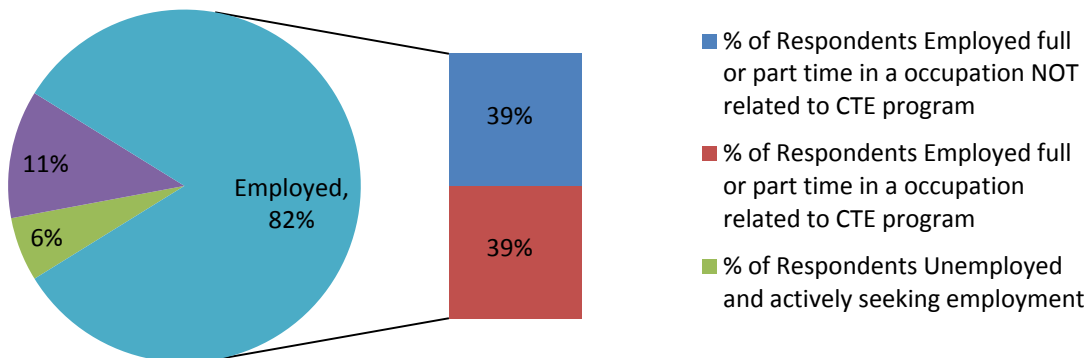
### EMERGENCY MGMT. & PLANNING

N= 3



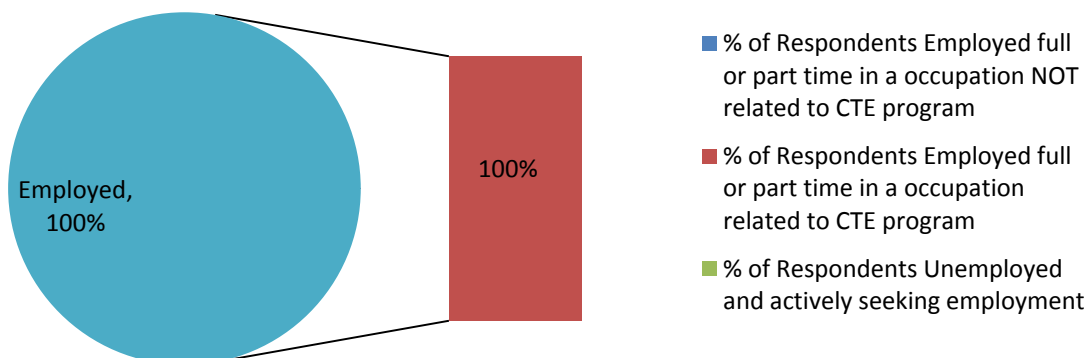
### ENGINEERING GRAPHICS TECHNOLOGY

N= 18



### ESTHETICIAN

N= 1

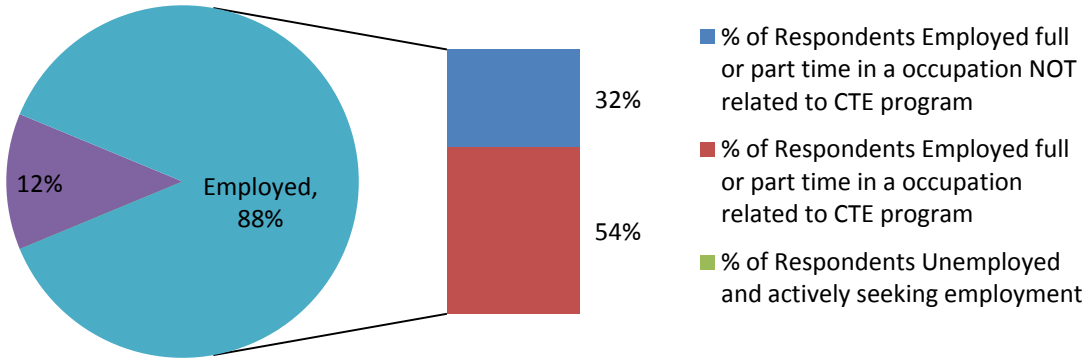


# Red Rocks Community College

## Job Placement by CTE Program

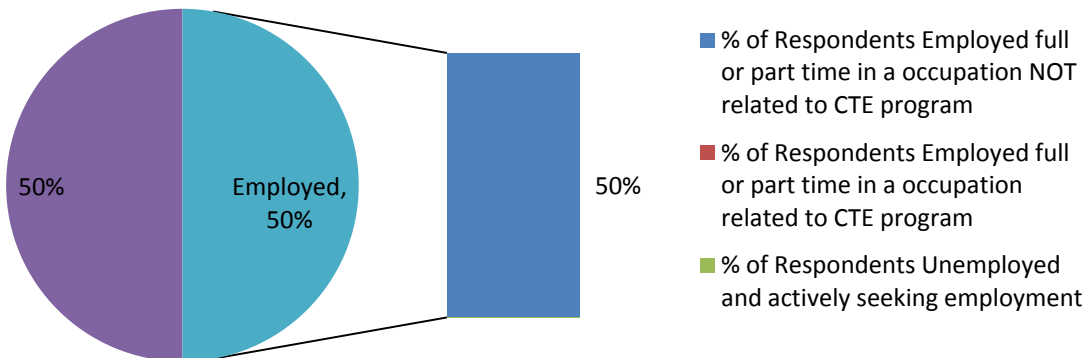
### FIRE SCIENCE TECHNOLOGY

N= 41



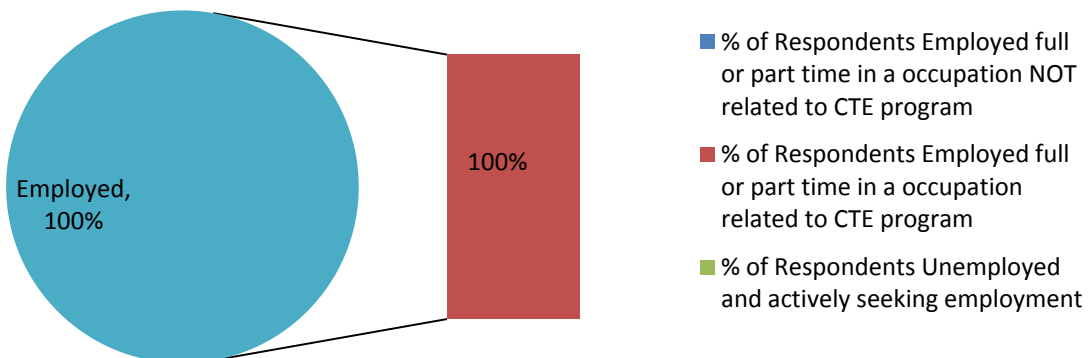
### GAME DESIGN AND DEVELOPMENT

N= 2



### HAIRSTYLIST

N= 4

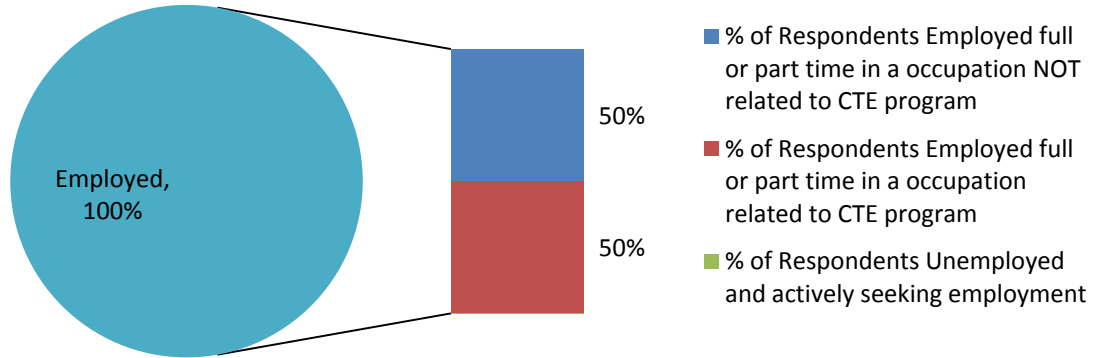


# Red Rocks Community College

## Job Placement by CTE Program

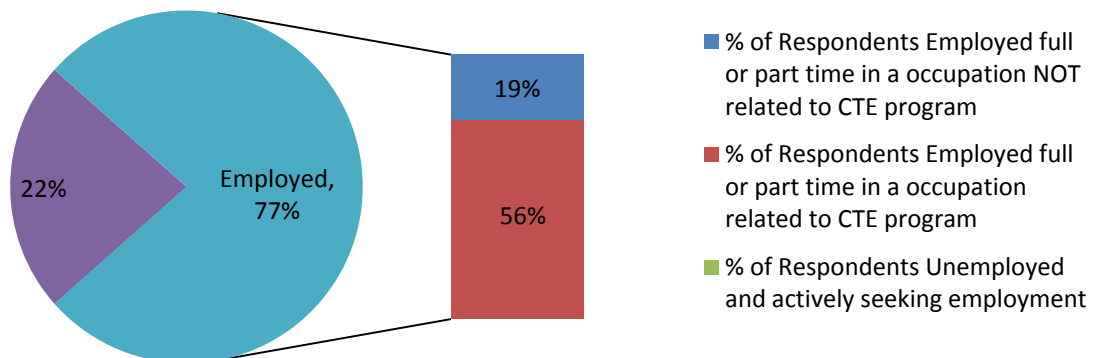
### HOLISTIC HEALTH CERTIFICATE

N= 4



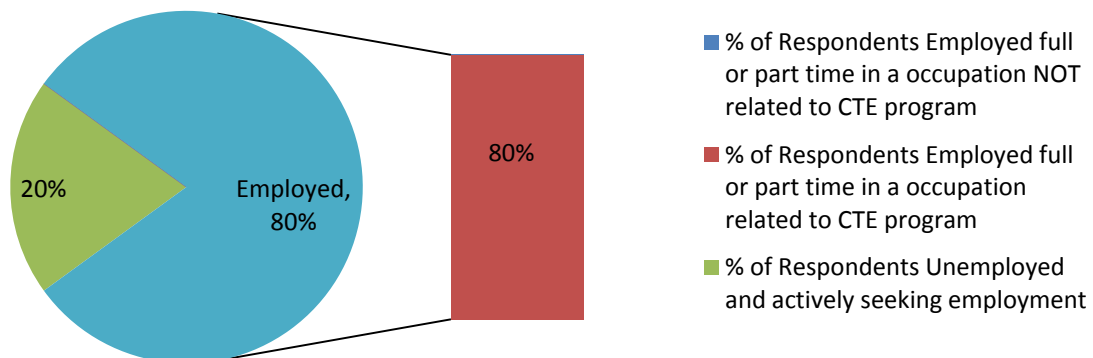
### HVAC

N= 27



### INDUSTRIAL MAINTENANCE TECHNOLOGIES

N= 5

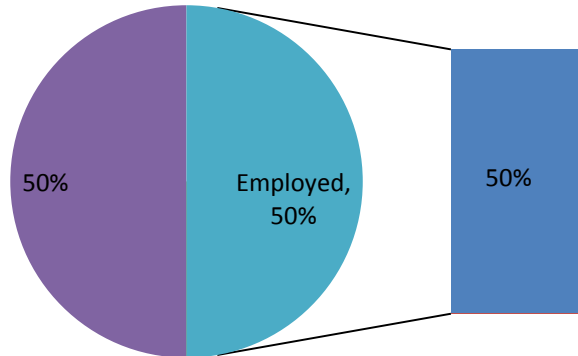


# Red Rocks Community College

## Job Placement by CTE Program

### INDUSTRIAL SCIENCE AND OPERATIONS

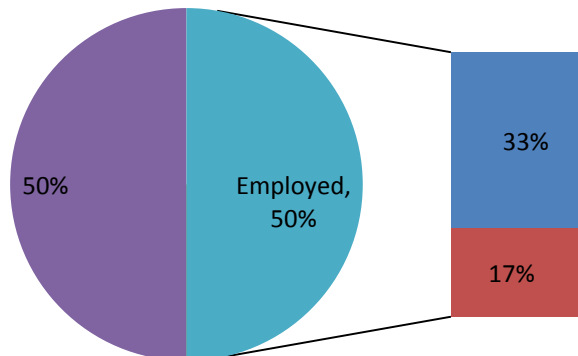
N= 2



- % of Respondents Employed full or part time in a occupation NOT related to CTE program
- % of Respondents Employed full or part time in a occupation related to CTE program
- % of Respondents Unemployed and actively seeking employment

### INTERIOR DESIGN

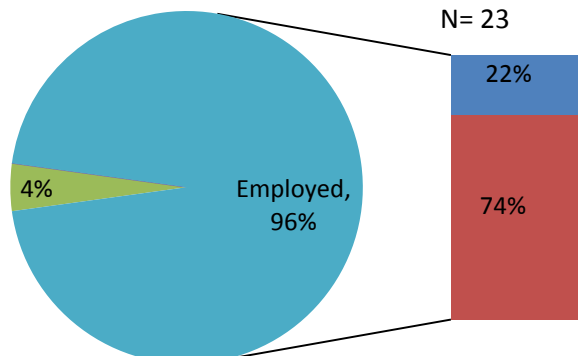
N= 6



- % of Respondents Employed full or part time in a occupation NOT related to CTE program
- % of Respondents Employed full or part time in a occupation related to CTE program
- % of Respondents Unemployed and actively seeking employment

### LAW ENFORCEMENT TRAINING ACADEMY

N= 23



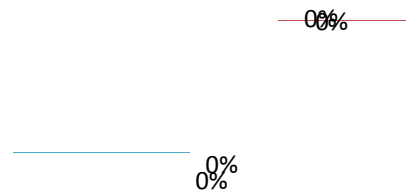
- % of Respondents Employed full or part time in a occupation NOT related to CTE program
- % of Respondents Employed full or part time in a occupation related to CTE program
- % of Respondents Unemployed and actively seeking employment

# Red Rocks Community College

## Job Placement by CTE Program

### MANICURIST

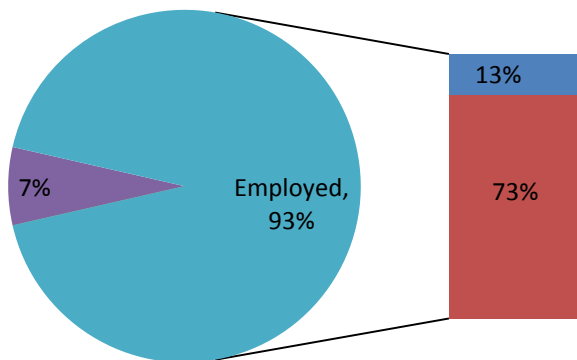
N= 0



- % of Respondents Employed full or part time in a occupation NOT related to CTE program
- % of Respondents Employed full or part time in a occupation related to CTE program
- % of Respondents Unemployed and actively seeking employment

### MED OFFICE TECH

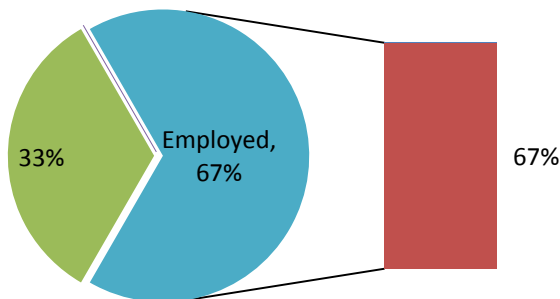
N= 15



- % of Respondents Employed full or part time in a occupation NOT related to CTE program
- % of Respondents Employed full or part time in a occupation related to CTE program
- % of Respondents Unemployed and actively seeking employment

### MULTIMEDIA MANAGEMENT AND WEBMASTER

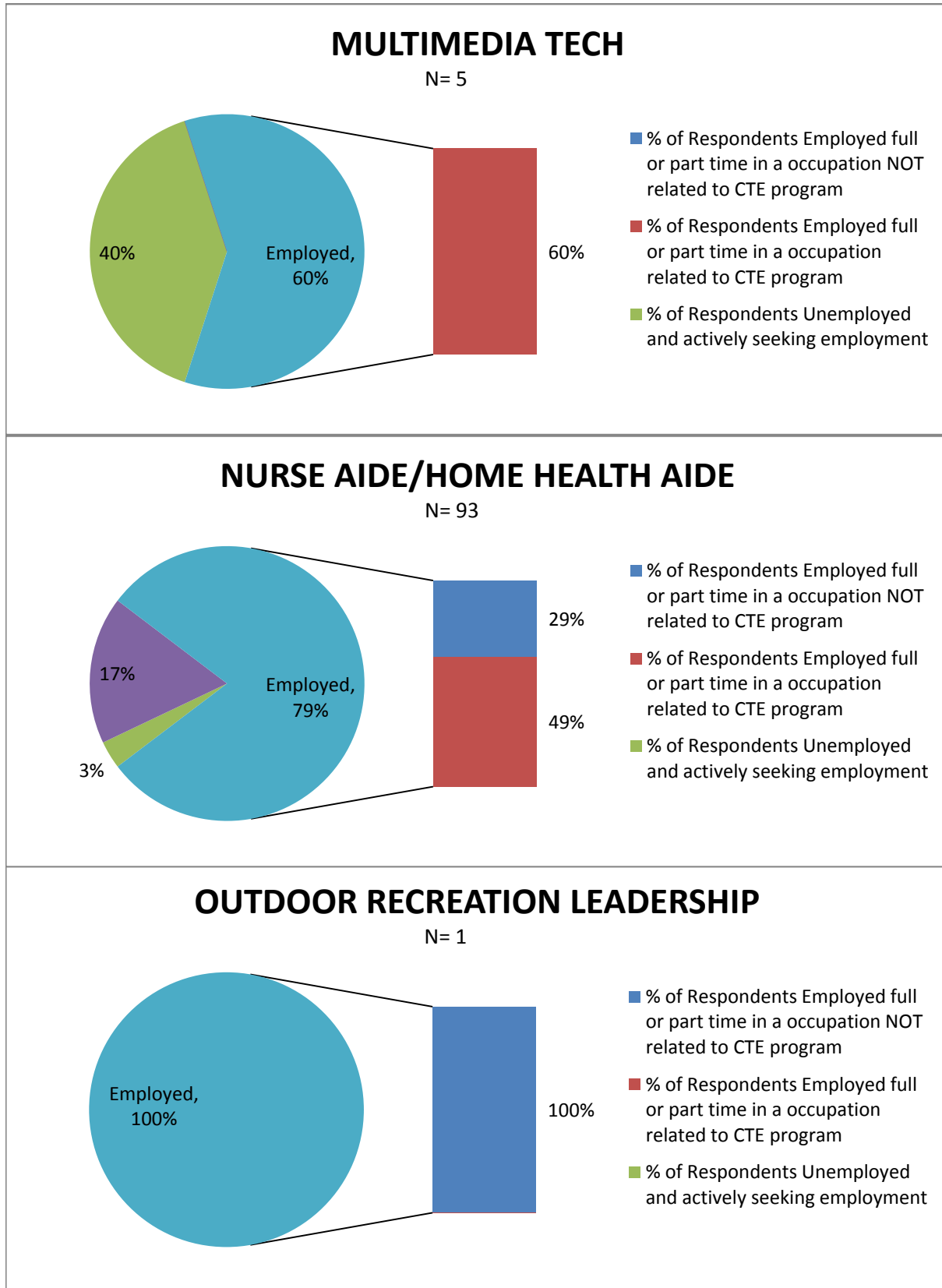
N= 3



- % of Respondents Employed full or part time in a occupation NOT related to CTE program
- % of Respondents Employed full or part time in a occupation related to CTE program
- % of Respondents Unemployed and actively seeking employment

# Red Rocks Community College

## Job Placement by CTE Program

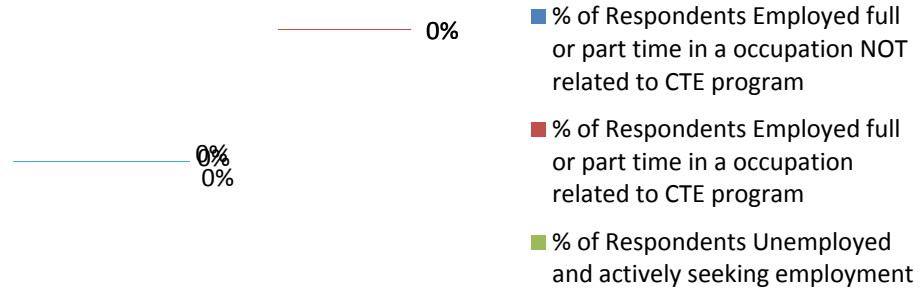


# Red Rocks Community College

## Job Placement by CTE Program

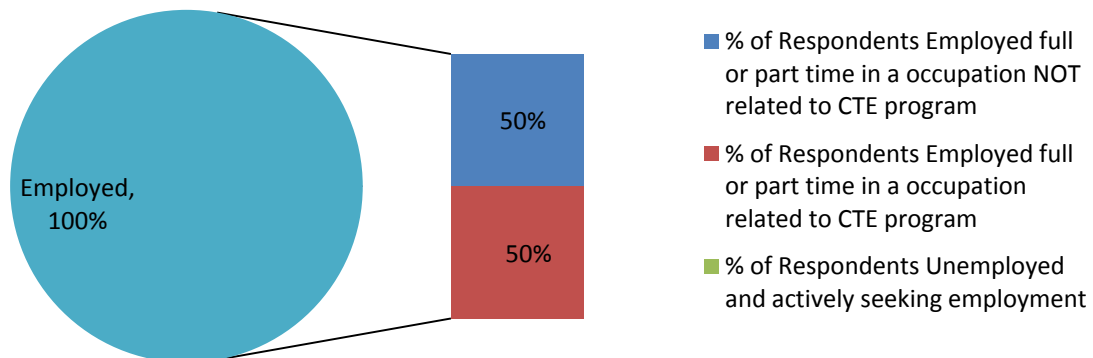
### PARAEDUCATOR

N= 0



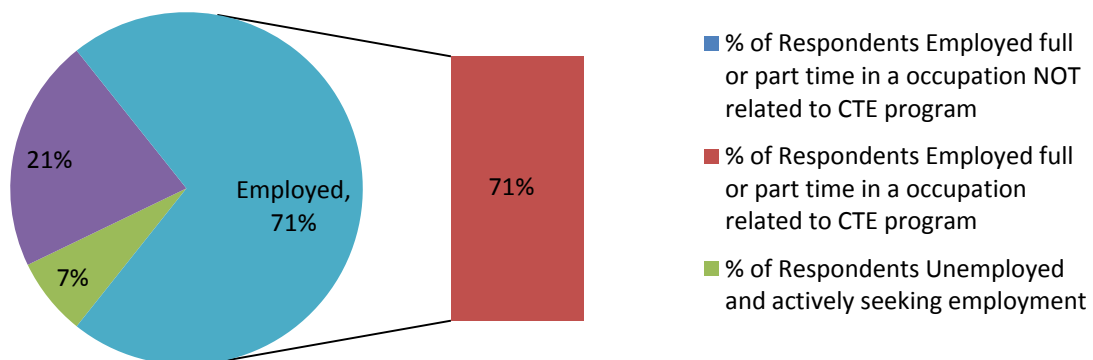
### PARK RANGER TECHNOLOGY

N= 4



### PHLEBOTOMY

N= 14

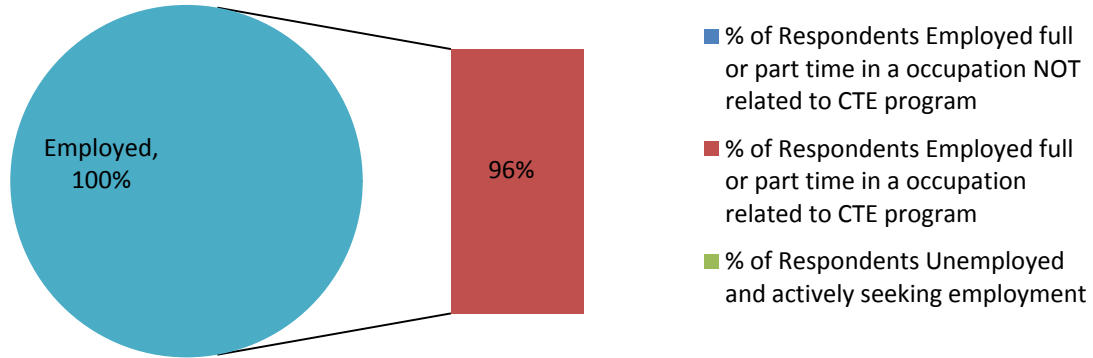


# Red Rocks Community College

## Job Placement by CTE Program

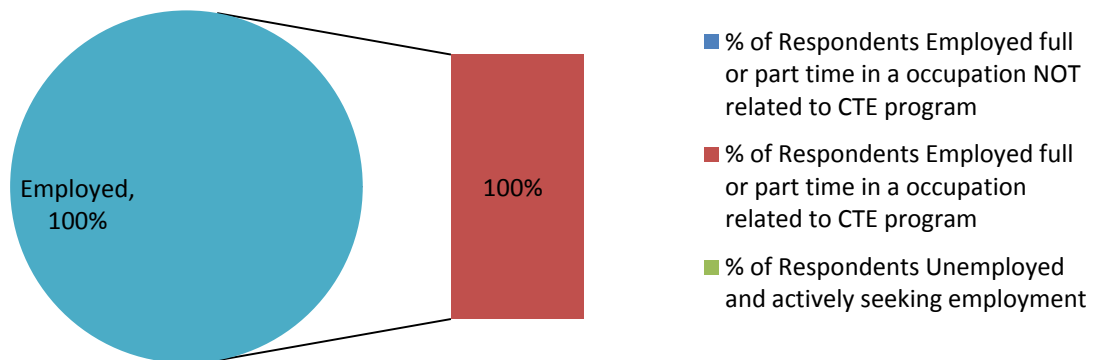
### PHYSICIAN ASSISTANT

N= 24



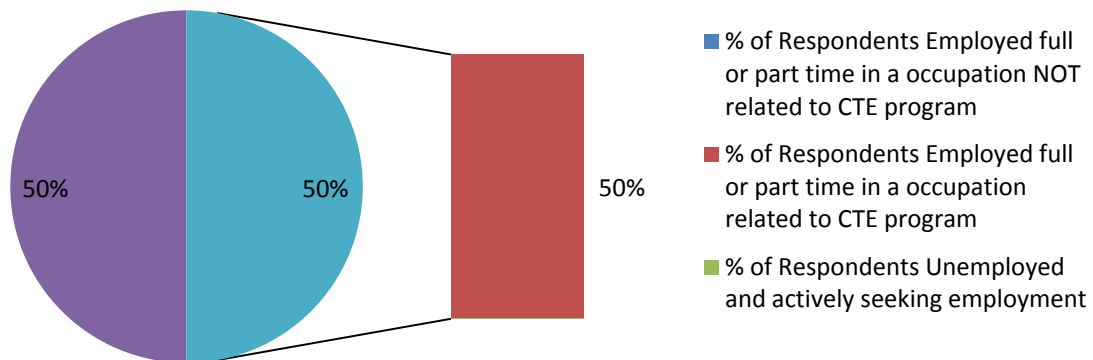
### PLUMBING

N= 2



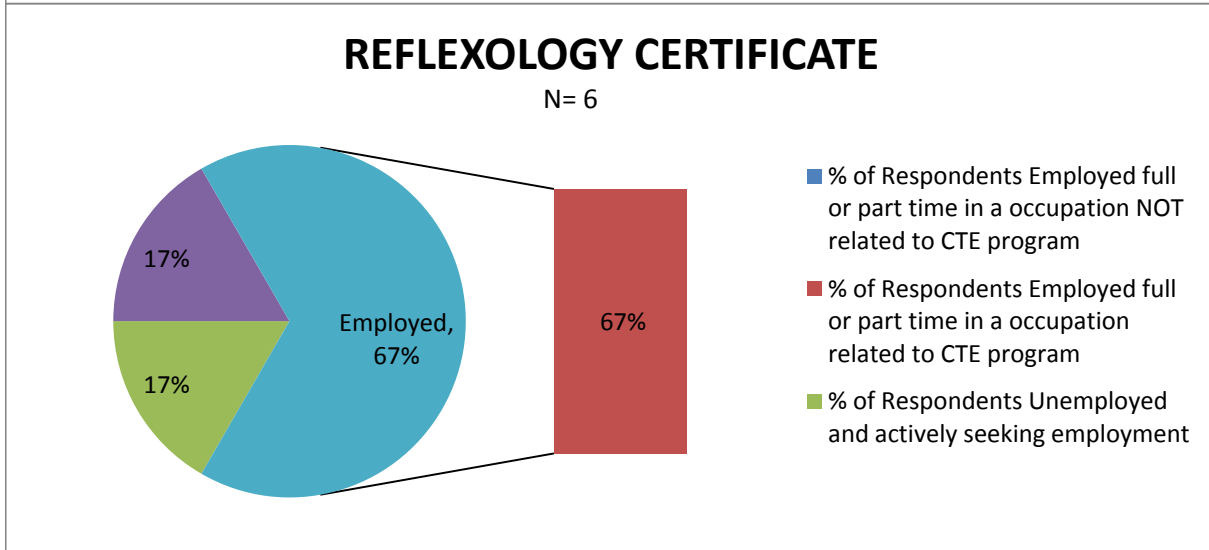
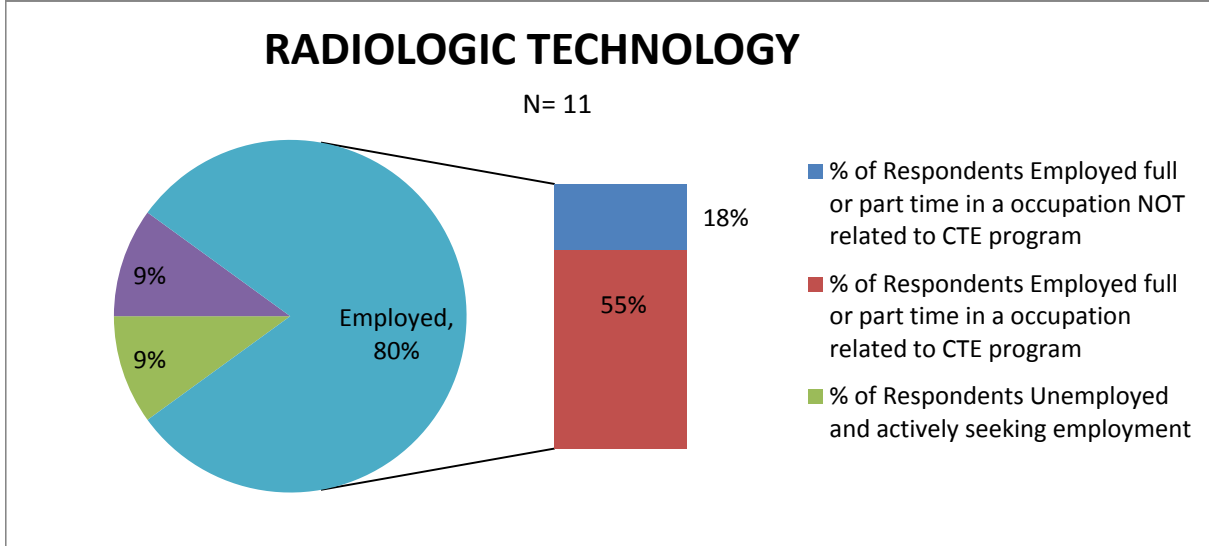
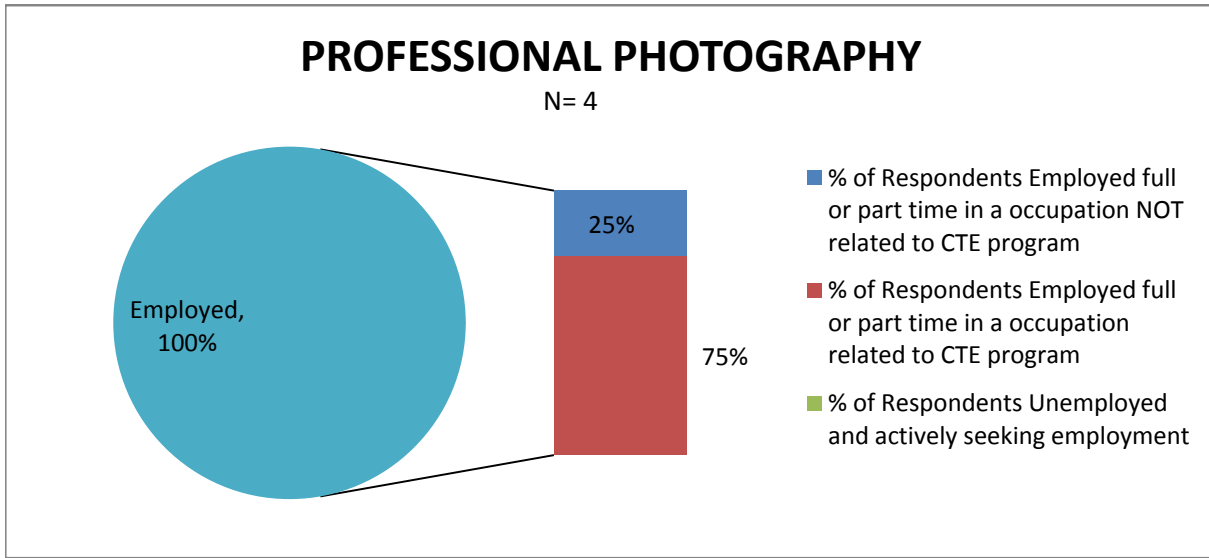
### PRECISION MACHINING

N= 2



# Red Rocks Community College

## Job Placement by CTE Program

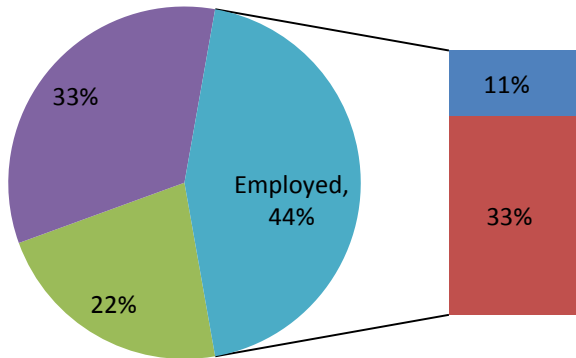


# Red Rocks Community College

## Job Placement by CTE Program

### RENEWABLE ENERGY TECHNOLOGY

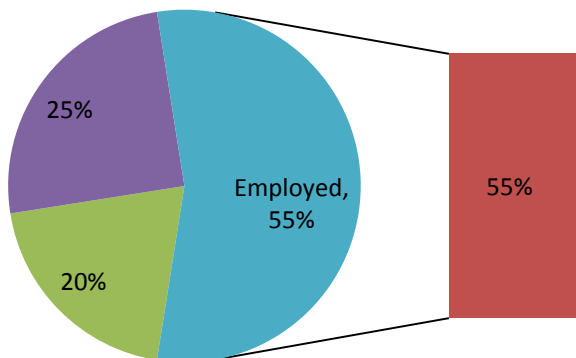
N= 9



- % of Respondents Employed full or part time in a occupation NOT related to CTE program
- % of Respondents Employed full or part time in a occupation related to CTE program
- % of Respondents Unemployed and actively seeking employment
- % of Respondents Unemployed and NOT actively seeking employment

### RN REFRESHER PROGRAM

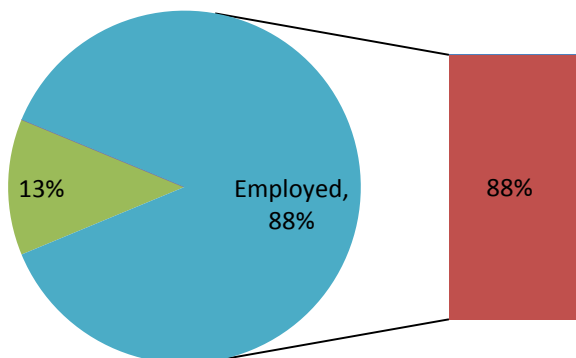
N= 20



- % of Respondents Employed full or part time in a occupation NOT related to CTE program
- % of Respondents Employed full or part time in a occupation related to CTE program
- % of Respondents Unemployed and actively seeking employment
- % of Respondents Unemployed and NOT actively seeking employment

### SONOGRAPHY

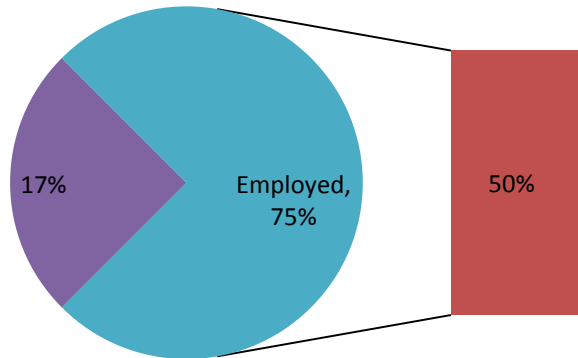
N= 8



- % of Respondents Employed full or part time in a occupation NOT related to CTE program
- % of Respondents Employed full or part time in a occupation related to CTE program
- % of Respondents Unemployed and actively seeking employment
- % of Respondents Unemployed and NOT actively seeking employment

### THEATRE TECHNOLOGY

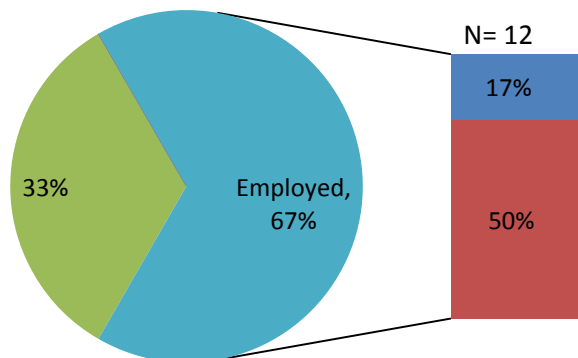
N= 6



- % of Respondents Employed full or part time in a occupation NOT related to CTE program
- % of Respondents Employed full or part time in a occupation related to CTE program
- % of Respondents Unemployed and actively seeking employment
- % of Respondents Unemployed and NOT actively seeking employment

### WATER QUALITY MANAGEMENT TECHNOLOGY

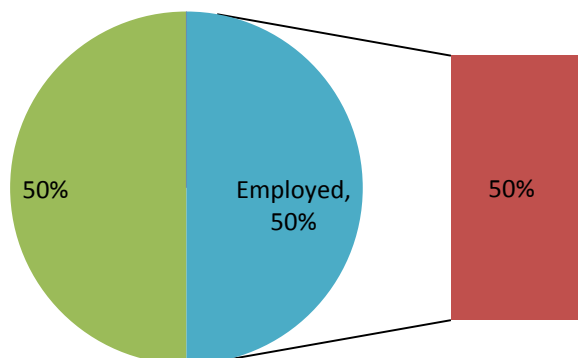
N= 12



- % of Respondents Employed full or part time in a occupation NOT related to CTE program
- % of Respondents Employed full or part time in a occupation related to CTE program
- % of Respondents Unemployed and actively seeking employment
- % of Respondents Unemployed and NOT actively seeking employment

### WEB DESIGN

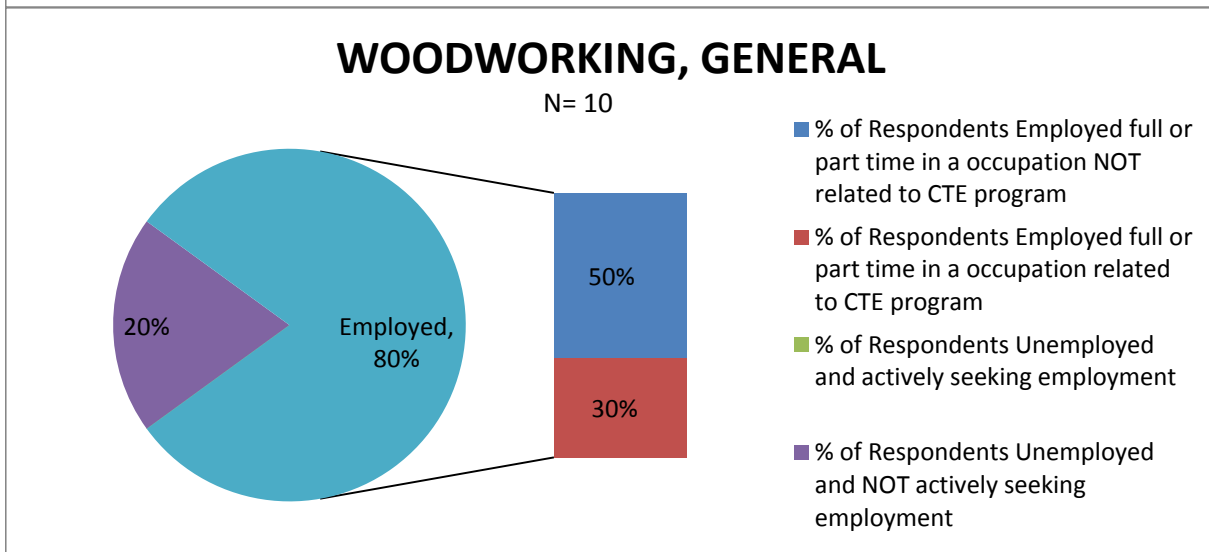
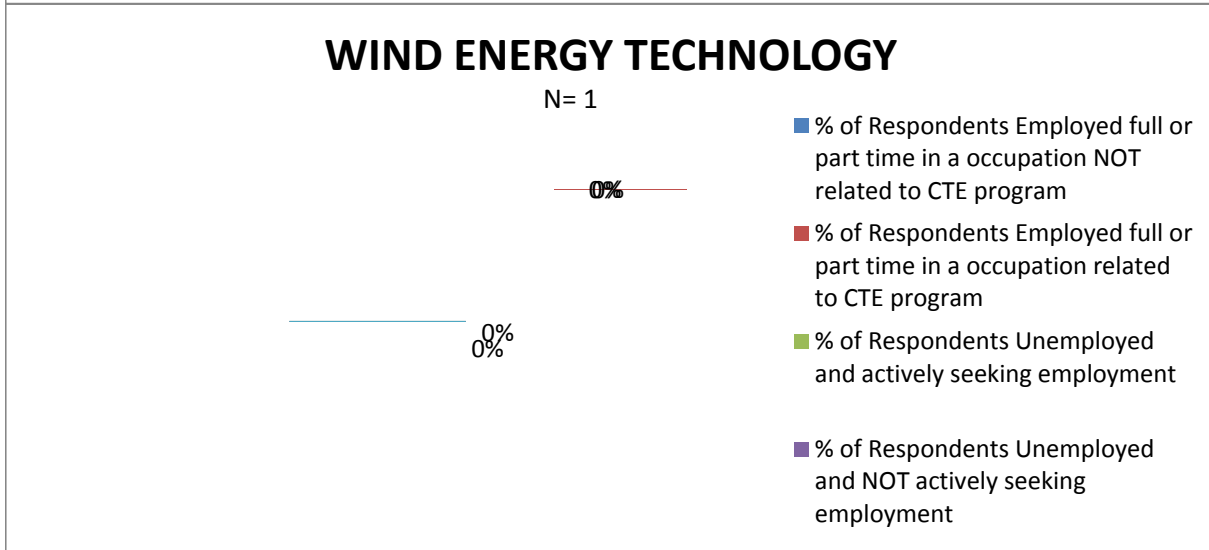
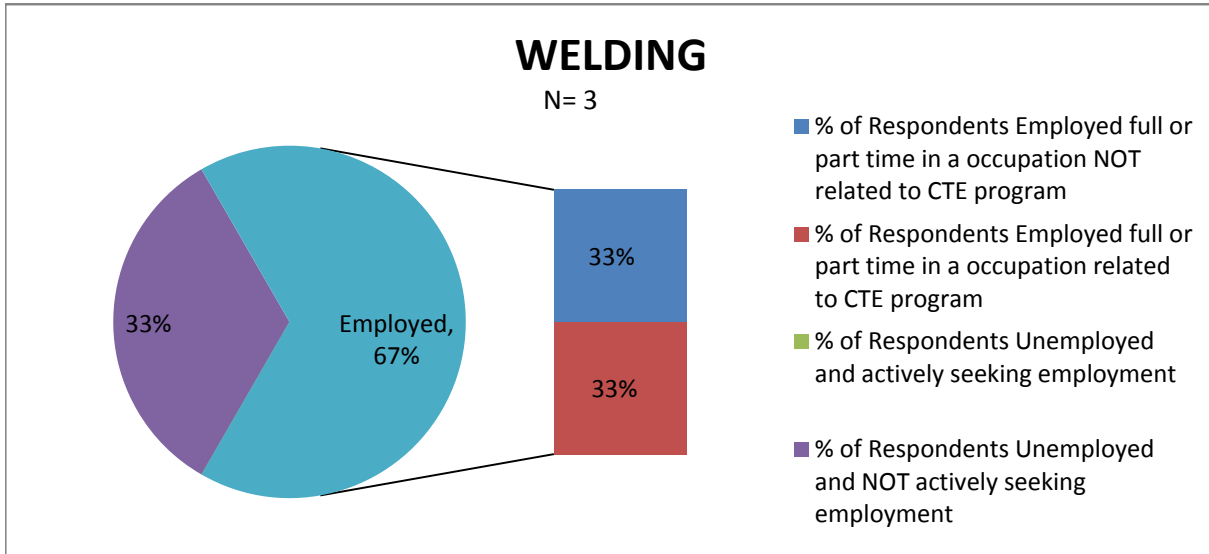
N= 2



- % of Respondents Employed full or part time in a occupation NOT related to CTE program
- % of Respondents Employed full or part time in a occupation related to CTE program
- % of Respondents Unemployed and actively seeking employment
- % of Respondents Unemployed and NOT actively seeking employment

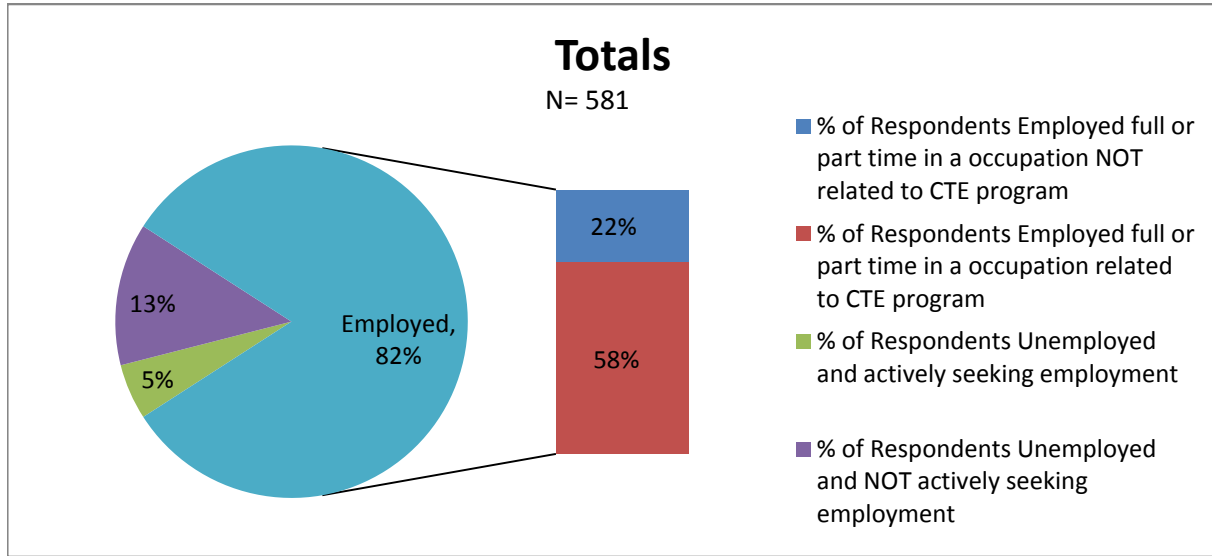
# Red Rocks Community College

## Job Placement by CTE Program



# Red Rocks Community College

## Job Placement by CTE Program





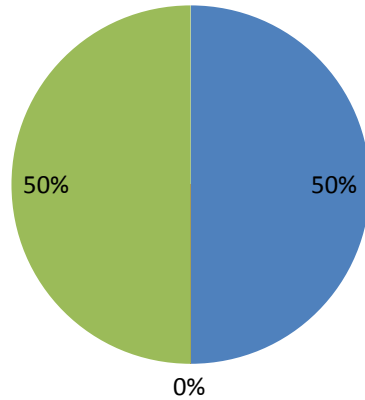
# Red Rocks Community College

## Continuing Education by CTE Program

Program	Number of Graduates (Students surveyed)	# of Survey Respondents	Response Rate	% of Respondents Not Continuing Education	Respondents Continuing at high school level (secondary)	Respondents Continuing at post high school level (postsecondary)
3D DESIGN AND ANIMATION	3	2	67%	50%	0%	50%
ACCOUNTING	8	5	63%	40%	0%	60%
AUTOMOTIVE COLLISION REPAIR	1	1	100%	0%	0%	100%
AUTOMOTIVE TECHNOLOGIES	8	5	63%	60%	20%	20%
BUSINESS	13	7	54%	43%	0%	57%
BUSINESS - REAL ESTATE	19	10	53%	40%	0%	60%
BUSINESS TECHNOLOGIES	1	1	100%	100%	0%	0%
BUSINESS-INTERDISCIPLINARY	1	1	100%	0%	100%	0%
COMPUTER INFORMATION SYSTEMS	16	8	50%	13%	0%	88%
COMPUTER PROGRAMMER	2	1	50%	0%	0%	100%
CONSTRUCTION TECHNOLOGY	40	22	55%	41%	0%	59%
CULINARY ARTS	10	5	50%	60%	0%	40%
EARLY CHILDHOOD EDUCATION	35	24	69%	38%	8%	54%
ELECTRICAL	7	5	71%	40%	0%	60%
EMERGENCY MEDICAL SERVICES	173	93	54%	24%	5%	71%
EMERGENCY MGMT. & PLANNING	4	3	75%	33%	0%	67%
ENGINEERING GRAPHICS TECHNOLOGY	33	18	55%	33%	6%	61%
ESTHETICIAN	5	1	20%	100%	0%	0%
FIRE SCIENCE TECHNOLOGY	124	41	33%	24%	2%	73%
GAME DESIGN AND DEVELOPMENT	2	2	100%	0%	0%	100%
HAIRSTYLIST	5	4	80%	50%	25%	25%
HOLISTIC HEALTH CERTIFICATE	7	4	57%	50%	0%	50%
HVAC	51	27	53%	22%	0%	78%
INDUSTRIAL MAINTENANCE TECHNOLOGIES	9	5	56%	100%	0%	0%
INDUSTRIAL SCIENCE AND OPERATIONS	3	2	67%	0%	0%	100%
INTERIOR DESIGN	11	6	55%	50%	0%	50%
LAW ENFORCEMENT TRAINING ACADEMY	43	23	53%	48%	4%	48%
MANICURIST	1			No Response	No Responses	No Responses
MED OFFICE TECH	28	15	54%	47%	13%	40%
MULTIMEDIA MANAGEMENT AND WEBMASTER	6	3	50%	100%	0%	0%
MULTIMEDIA TECH	18	5	28%	80%	0%	20%
NURSE AIDE/HOME HEALTH AIDE	172	93	54%	20%	3%	76%
OUTDOOR RECREATION LEADERSHIP	2	1	50%	0%	0%	100%
PARAEDUCATOR	1			No Response	No Responses	No Responses
PARK RANGER TECHNOLOGY	7	4	57%	25%	0%	75%
PHLEBOTOMY	26	14	54%	29%	0%	71%
PHYSICIAN ASSISTANT	30	24	80%	4%	0%	96%
PLUMBING	3	2	67%	0%	50%	50%
PRECISION MACHINING	4	2	50%	0%	0%	100%
PROFESSIONAL PHOTOGRAPHY	7	4	57%	75%	25%	0%
RADIOLOGIC TECHNOLOGY	17	11	65%	36%	0%	64%
REFLEXOLOGY CERTIFICATE	11	6	55%	50%	0%	50%
RENEWABLE ENERGY TECHNOLOGY	17	9	53%	44%	0%	56%
RN REFRESHER PROGRAM	36	20	56%	80%	0%	20%
SONOGRAPHY	9	8	89%	88%	0%	13%
THEATRE TECHNOLOGY	10	6	60%	83%	0%	17%
WATER QUALITY MANAGEMENT TECHNOLOGY	24	12	50%	50%	0%	50%
WEB DESIGN	4	2	50%	100%	0%	0%
WELDING	6	3	50%	33%	0%	67%
WIND ENERGY TECHNOLOGY	1	1	100%	100%	0%	0%
WOODWORKING, GENERAL	14	10	71%	40%	0%	60%
<b>Totals</b>	<b>1088</b>	<b>581</b>	<b>53%</b>	<b>35%</b>	<b>3%</b>	<b>62%</b>

### 3D DESIGN AND ANIMATION

N= 2



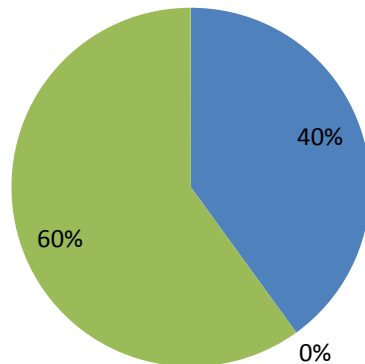
■ % of Respondents Not Continuing Education

■ % of Respondents Continuing at high school level (secondary)

■ % of Respondents Continuing at post high school level (postsecondary)

### ACCOUNTING

N= 5



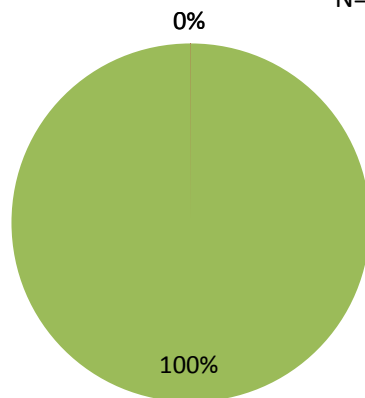
■ % of Respondents Not Continuing Education

■ % of Respondents Continuing at high school level (secondary)

■ % of Respondents Continuing at post high school level (postsecondary)

### AUTOMOTIVE COLLISION REPAIR

N= 1



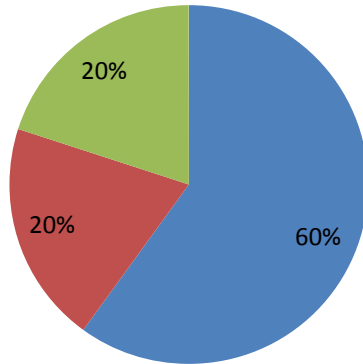
■ % of Respondents Not Continuing Education

■ % of Respondents Continuing at high school level (secondary)

■ % of Respondents Continuing at post high school level (postsecondary)

### AUTOMOTIVE TECHNOLOGIES

N= 5



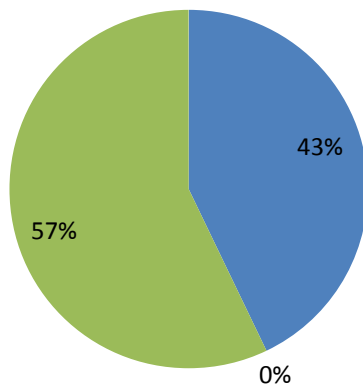
■ % of Respondents Not Continuing Education

■ % of Respondents Continuing at high school level (secondary)

■ % of Respondents Continuing at post high school level (postsecondary)

### BUSINESS

N= 7



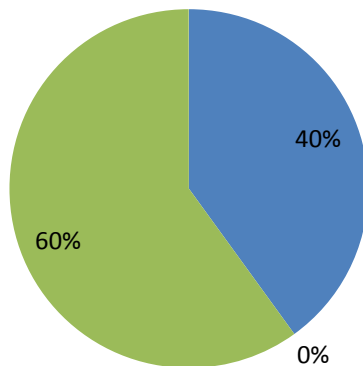
■ % of Respondents Not Continuing Education

■ % of Respondents Continuing at high school level (secondary)

■ % of Respondents Continuing at post high school level (postsecondary)

### BUSINESS - REAL ESTATE

N= 10



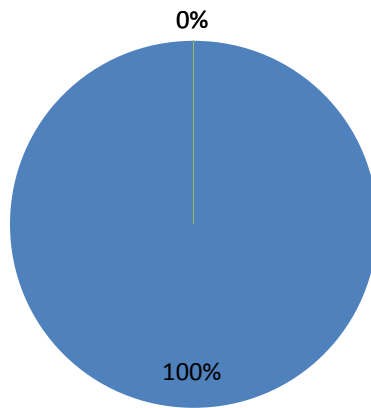
■ % of Respondents Not Continuing Education

■ % of Respondents Continuing at high school level (secondary)

■ % of Respondents Continuing at post high school level (postsecondary)

### BUSINESS TECHNOLOGIES

N= 1



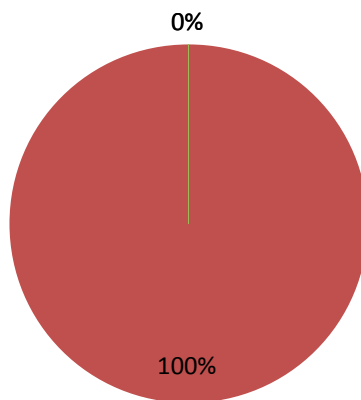
■ % of Respondents Not Continuing Education

■ % of Respondents Continuing at high school level (secondary)

■ % of Respondents Continuing at post high school level (postsecondary)

### BUSINESS-INTERDISCIPLINARY

N= 1



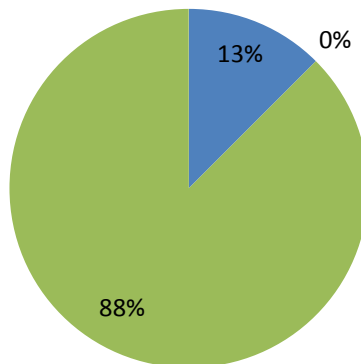
■ % of Respondents Not Continuing Education

■ % of Respondents Continuing at high school level (secondary)

■ % of Respondents Continuing at post high school level (postsecondary)

### COMPUTER INFORMATION SYSTEMS

N= 8



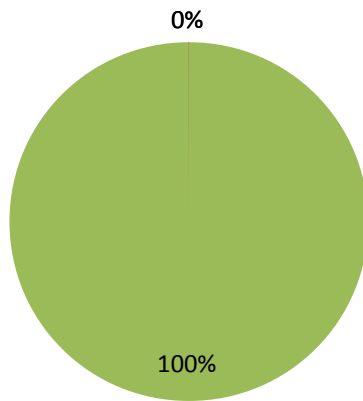
■ % of Respondents Not Continuing Education

■ % of Respondents Continuing at high school level (secondary)

■ % of Respondents Continuing at post high school level (postsecondary)

### COMPUTER PROGRAMMER

N= 1



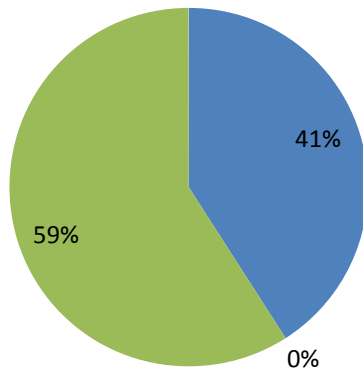
■ % of Respondents Not Continuing Education

■ % of Respondents Continuing at high school level (secondary)

■ % of Respondents Continuing at post high school level (postsecondary)

### CONSTRUCTION TECHNOLOGY

N= 22



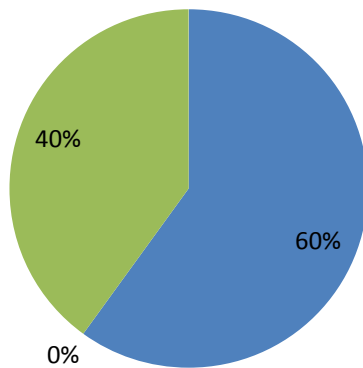
■ % of Respondents Not Continuing Education

■ % of Respondents Continuing at high school level (secondary)

■ % of Respondents Continuing at post high school level (postsecondary)

### CULINARY ARTS

N= 5



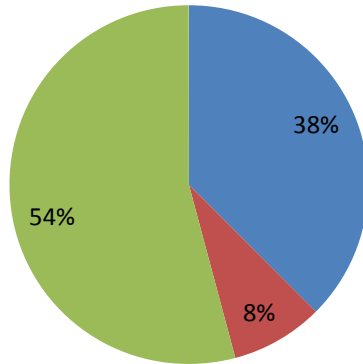
■ % of Respondents Not Continuing Education

■ % of Respondents Continuing at high school level (secondary)

■ % of Respondents Continuing at post high school level (postsecondary)

### EARLY CHILDHOOD EDUCATION

N= 24



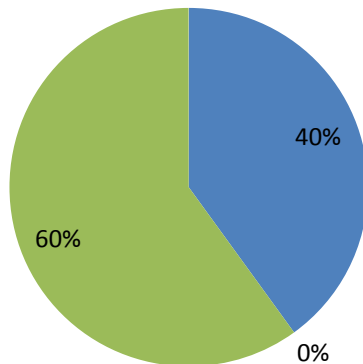
■ % of Respondents Not Continuing Education

■ % of Respondents Continuing at high school level (secondary)

■ % of Respondents Continuing at post high school level (postsecondary)

### ELECTRICAL

N= 5



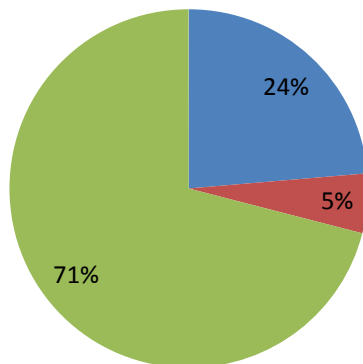
■ % of Respondents Not Continuing Education

■ % of Respondents Continuing at high school level (secondary)

■ % of Respondents Continuing at post high school level (postsecondary)

### EMERGENCY MEDICAL SERVICES

N= 93



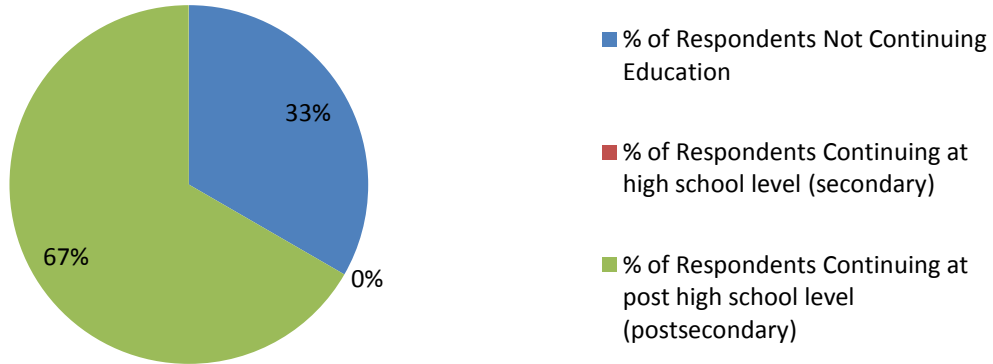
■ % of Respondents Not Continuing Education

■ % of Respondents Continuing at high school level (secondary)

■ % of Respondents Continuing at post high school level (postsecondary)

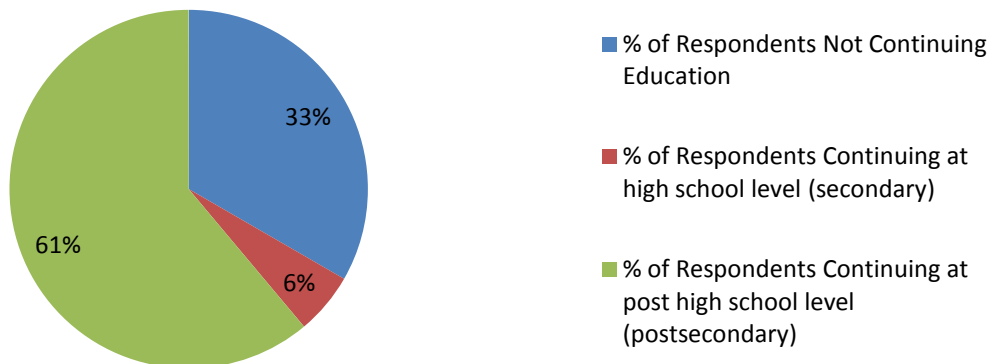
### EMERGENCY MGMT. & PLANNING

N= 3



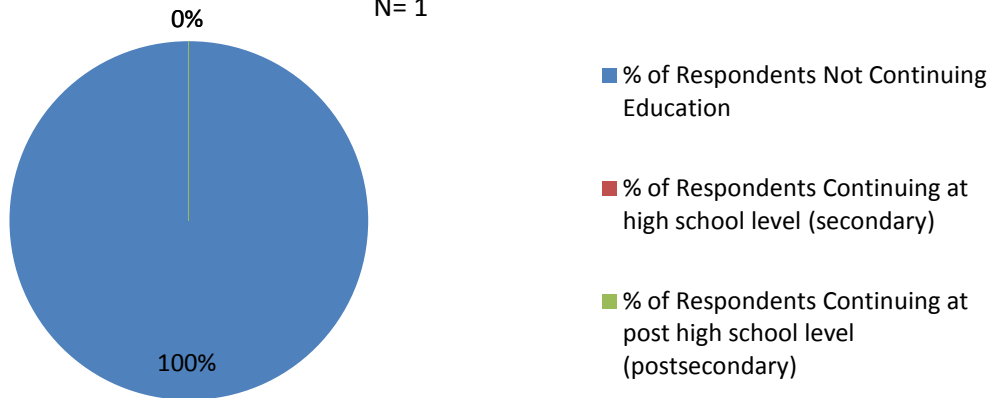
### ENGINEERING GRAPHICS TECHNOLOGY

N= 18



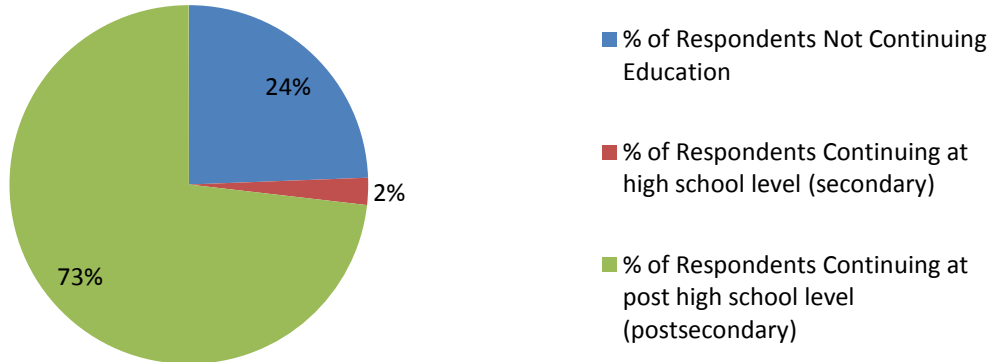
### ESTHETICIAN

N= 1



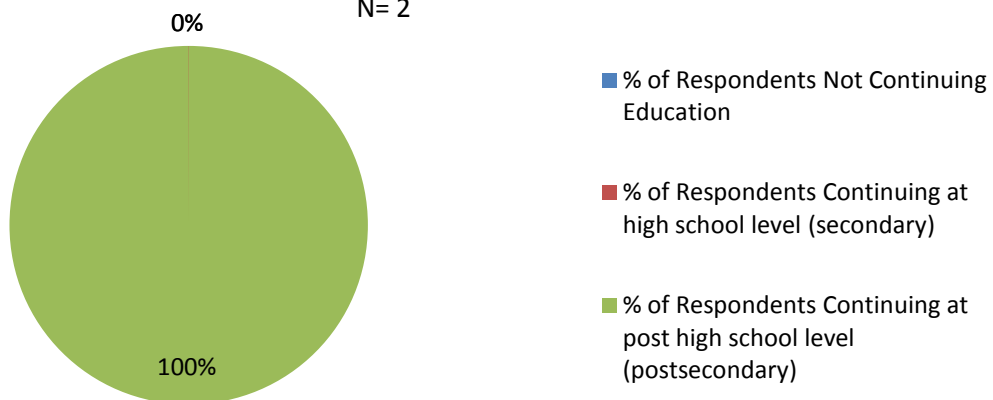
## FIRE SCIENCE TECHNOLOGY

N= 41



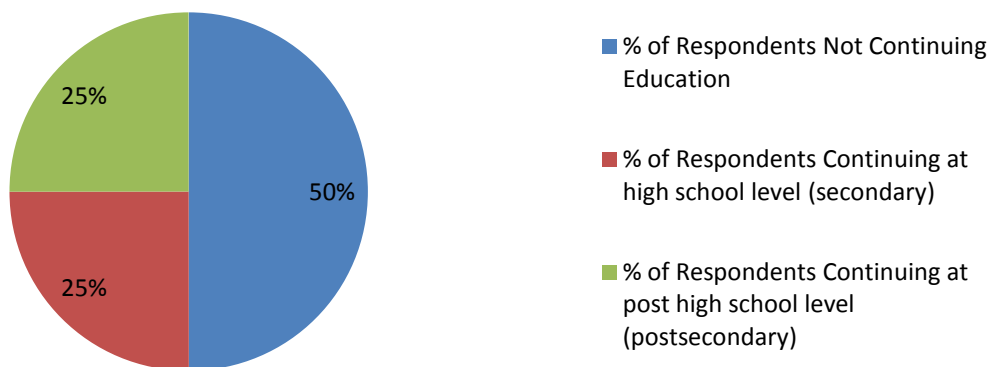
## GAME DESIGN AND DEVELOPMENT

N= 2



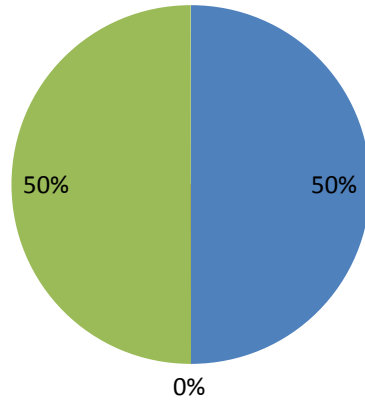
## HAIRSTYLIST

N= 4



## HOLISTIC HEALTH CERTIFICATE

N= 4



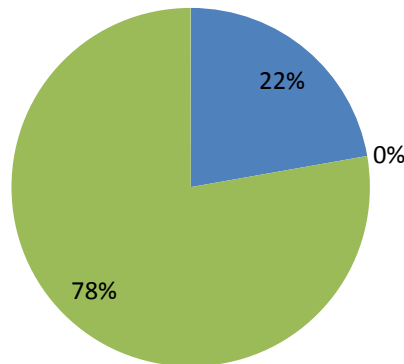
■ % of Respondents Not Continuing Education

■ % of Respondents Continuing at high school level (secondary)

■ % of Respondents Continuing at post high school level (postsecondary)

## HVAC

N= 27



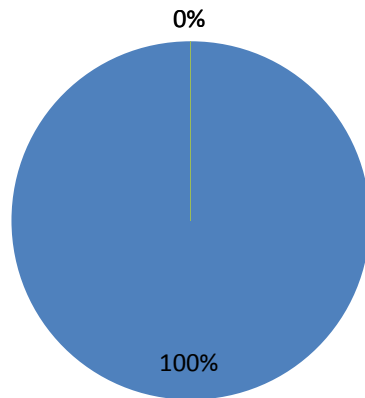
■ % of Respondents Not Continuing Education

■ % of Respondents Continuing at high school level (secondary)

■ % of Respondents Continuing at post high school level (postsecondary)

## INDUSTRIAL MAINTENANCE TECHNOLOGIES

N= 5



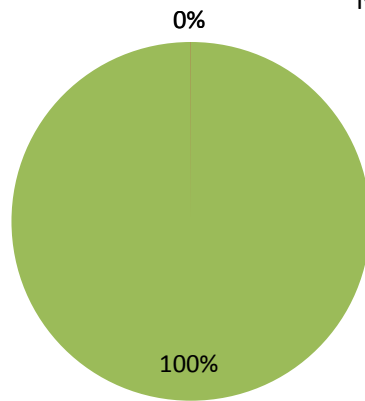
■ % of Respondents Not Continuing Education

■ % of Respondents Continuing at high school level (secondary)

■ % of Respondents Continuing at post high school level (postsecondary)

### INDUSTRIAL SCIENCE AND OPERATIONS

N= 2



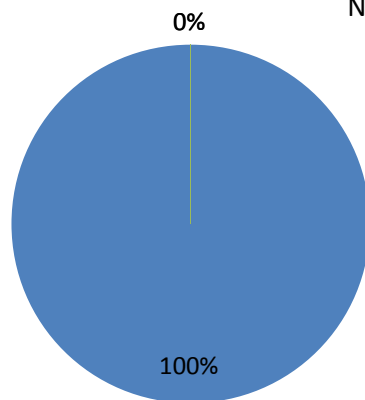
■ % of Respondents Not Continuing Education

■ % of Respondents Continuing at high school level (secondary)

■ % of Respondents Continuing at post high school level (postsecondary)

### INTERIOR DESIGN

N= 6



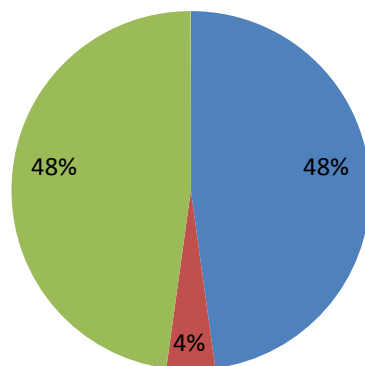
■ % of Respondents Not Continuing Education

■ % of Respondents Continuing at high school level (secondary)

■ % of Respondents Continuing at post high school level (postsecondary)

### LAW ENFORCEMENT TRAINING ACADEMY

N= 23



■ % of Respondents Not Continuing Education

■ % of Respondents Continuing at high school level (secondary)

■ % of Respondents Continuing at post high school level (postsecondary)

### MANICURIST

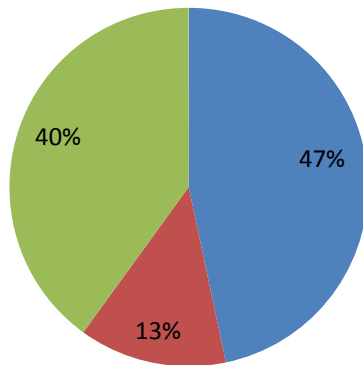
0%

N= 0

- % of Respondents Not Continuing Education
- % of Respondents Continuing at high school level (secondary)
- % of Respondents Continuing at post high school level (postsecondary)

### MED OFFICE TECH

N= 15

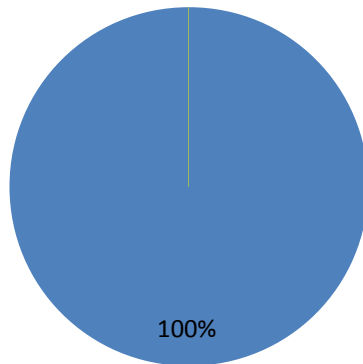


- % of Respondents Not Continuing Education
- % of Respondents Continuing at high school level (secondary)
- % of Respondents Continuing at post high school level (postsecondary)

### MULTIMEDIA MANAGEMENT AND WEBMASTER

0%

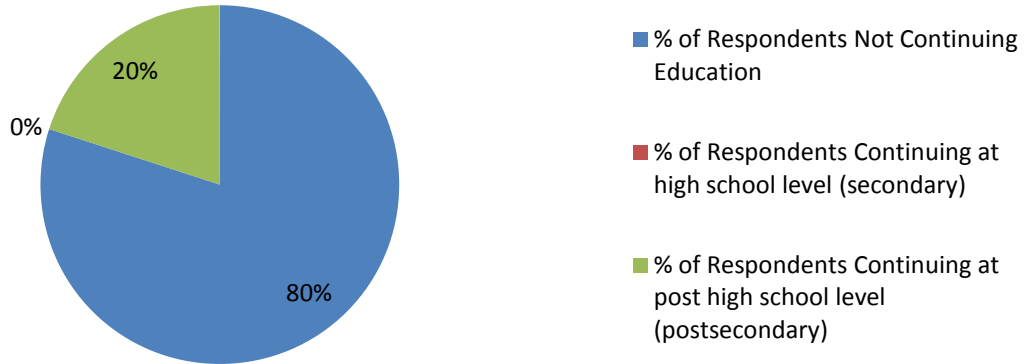
N= 3



- % of Respondents Not Continuing Education
- % of Respondents Continuing at high school level (secondary)
- % of Respondents Continuing at post high school level (postsecondary)

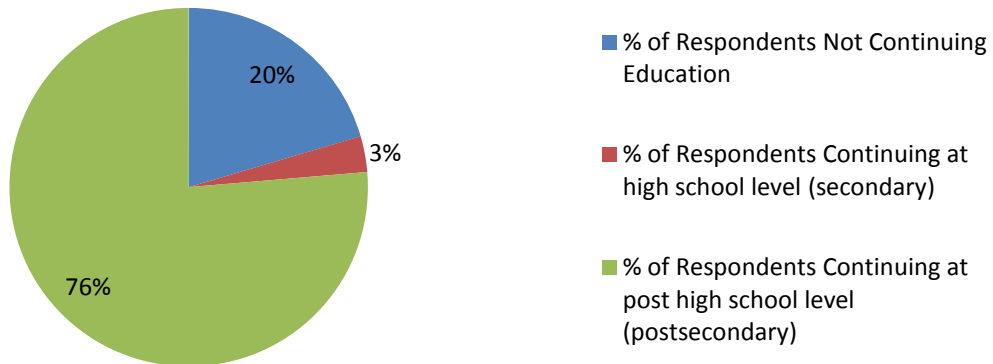
**MULTIMEDIA TECH**

N= 5



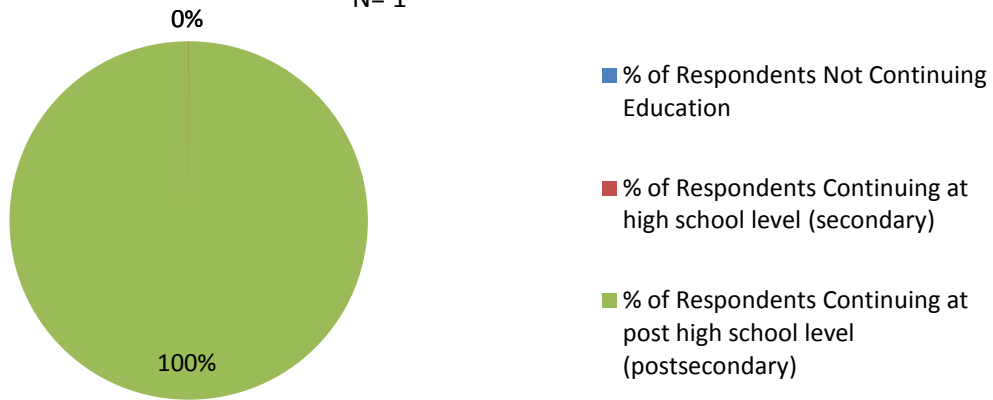
**NURSE AIDE/HOME HEALTH AIDE**

N= 93



**OUTDOOR RECREATION LEADERSHIP**

N= 1



### PARAEDUCATOR

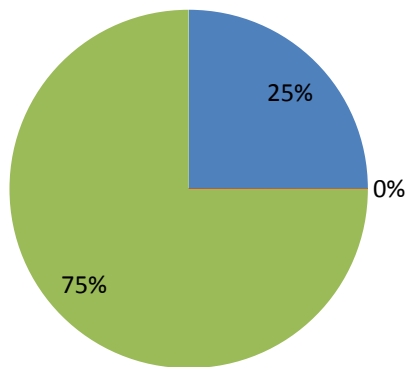
0%

N= 0

- % of Respondents Not Continuing Education
- % of Respondents Continuing at high school level (secondary)
- % of Respondents Continuing at post high school level (postsecondary)

### PARK RANGER TECHNOLOGY

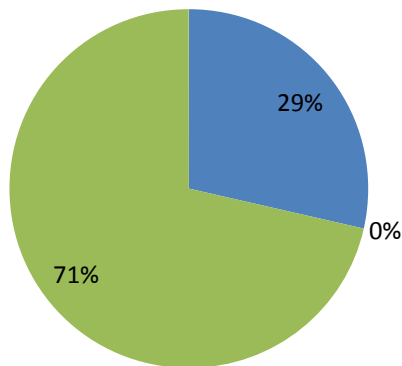
N= 4



- % of Respondents Not Continuing Education
- % of Respondents Continuing at high school level (secondary)
- % of Respondents Continuing at post high school level (postsecondary)

### PHLEBOTOMY

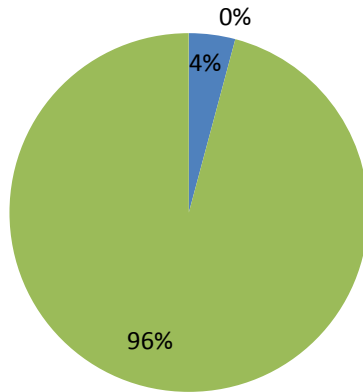
N= 14



- % of Respondents Not Continuing Education
- % of Respondents Continuing at high school level (secondary)
- % of Respondents Continuing at post high school level (postsecondary)

## PHYSICIAN ASSISTANT

N= 24



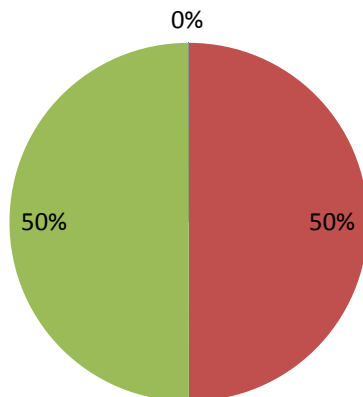
■ % of Respondents Not Continuing Education

■ % of Respondents Continuing at high school level (secondary)

■ % of Respondents Continuing at post high school level (postsecondary)

## PLUMBING

N= 2



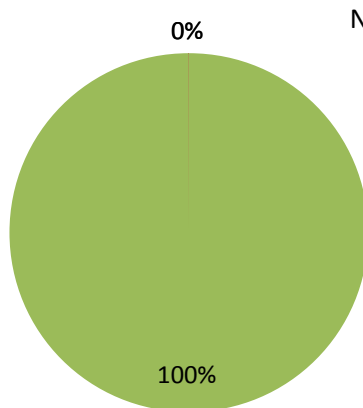
■ % of Respondents Not Continuing Education

■ % of Respondents Continuing at high school level (secondary)

■ % of Respondents Continuing at post high school level (postsecondary)

## PRECISION MACHINING

N= 2

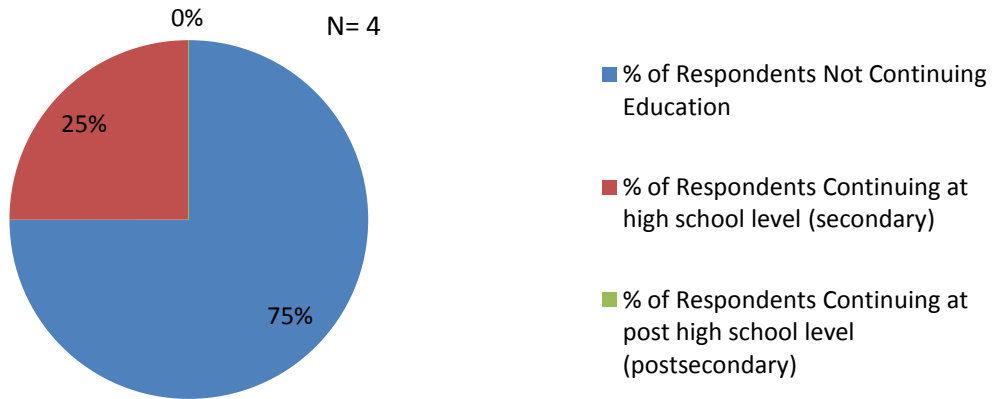


■ % of Respondents Not Continuing Education

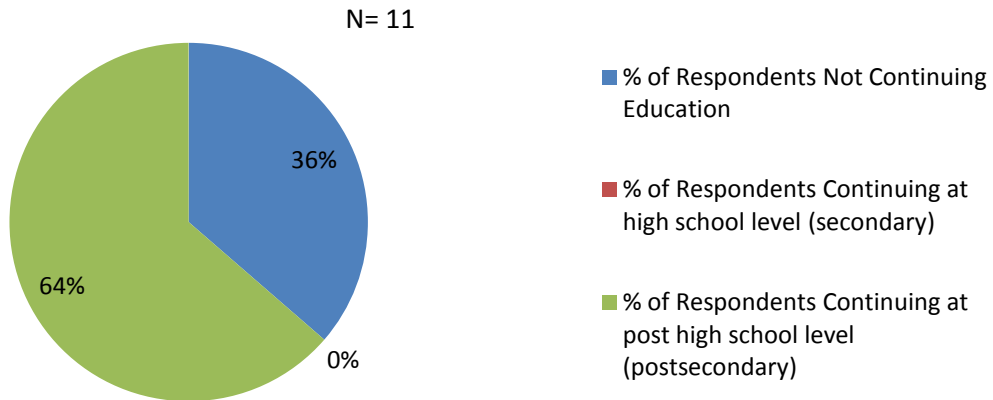
■ % of Respondents Continuing at high school level (secondary)

■ % of Respondents Continuing at post high school level (postsecondary)

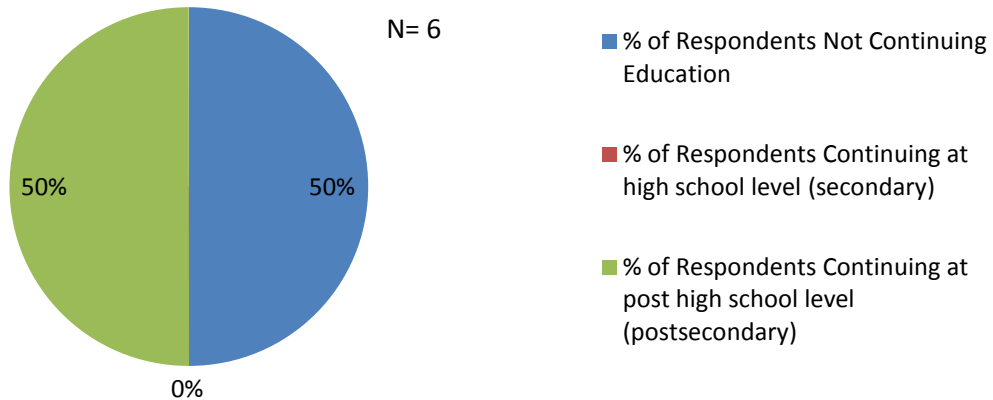
### PROFESSIONAL PHOTOGRAPHY



### RADIOLOGIC TECHNOLOGY

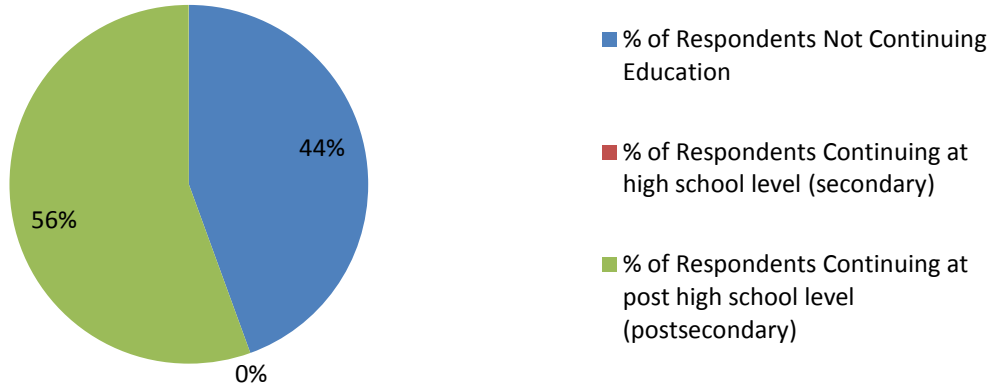


### REFLEXOLOGY CERTIFICATE



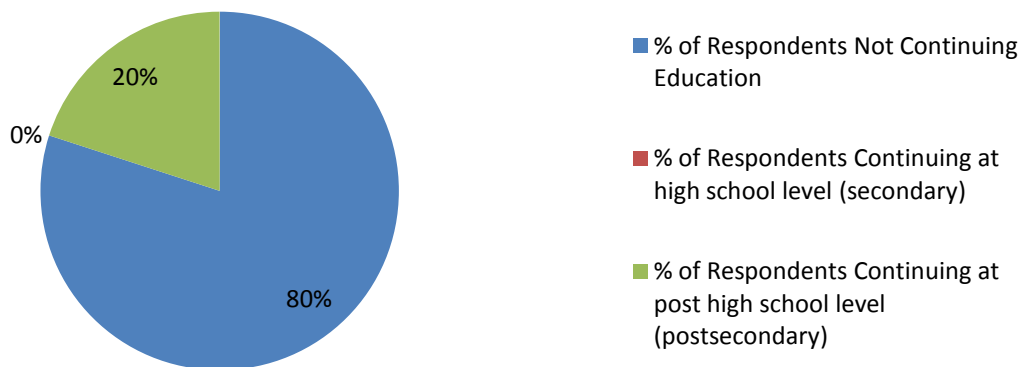
### RENEWABLE ENERGY TECHNOLOGY

N= 9



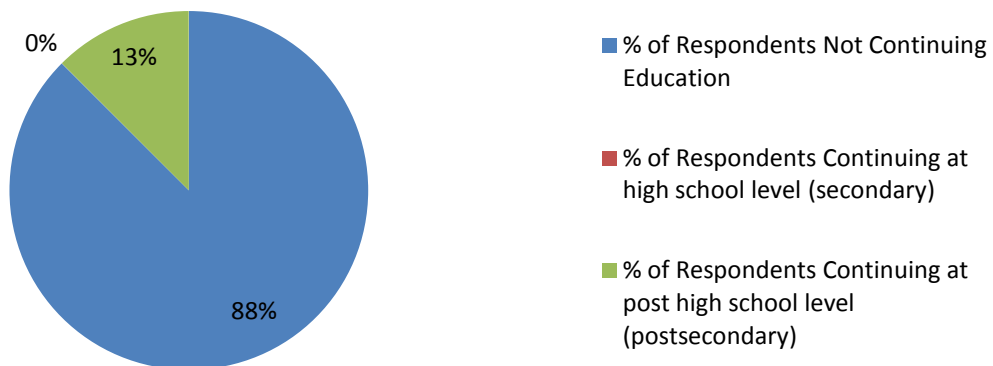
### RN REFRESHER PROGRAM

N= 20



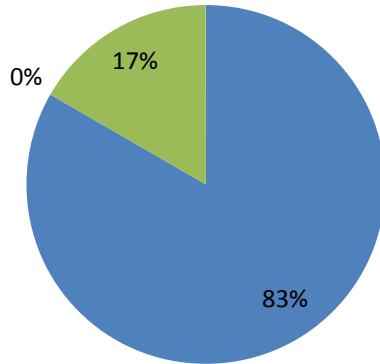
### SONOGRAPHY

N= 8



### THEATRE TECHNOLOGY

N= 6



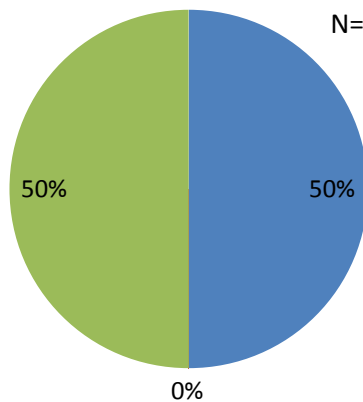
■ % of Respondents Not Continuing Education

■ % of Respondents Continuing at high school level (secondary)

■ % of Respondents Continuing at post high school level (postsecondary)

### WATER QUALITY MANAGEMENT TECHNOLOGY

N= 12



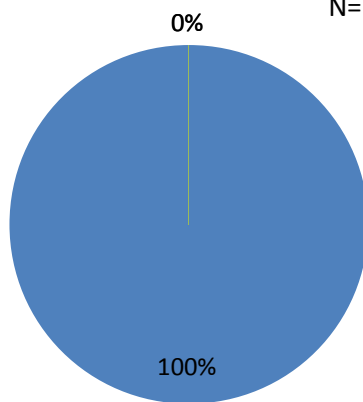
■ % of Respondents Not Continuing Education

■ % of Respondents Continuing at high school level (secondary)

■ % of Respondents Continuing at post high school level (postsecondary)

### WEB DESIGN

N= 2



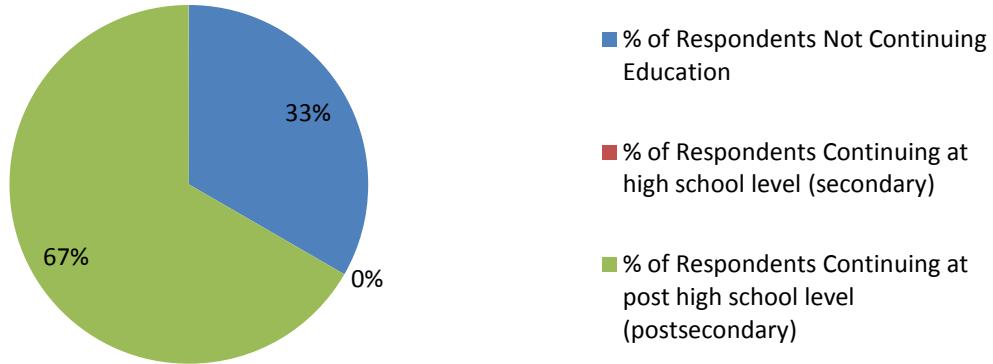
■ % of Respondents Not Continuing Education

■ % of Respondents Continuing at high school level (secondary)

■ % of Respondents Continuing at post high school level (postsecondary)

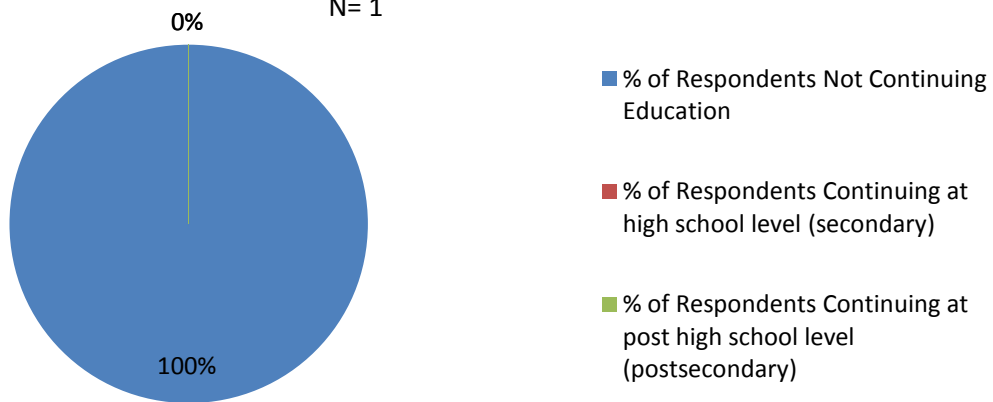
### WELDING

N= 3



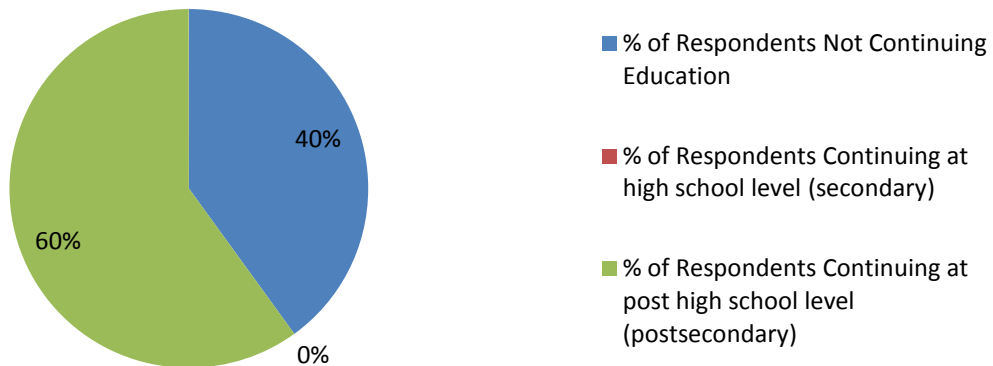
### WIND ENERGY TECHNOLOGY

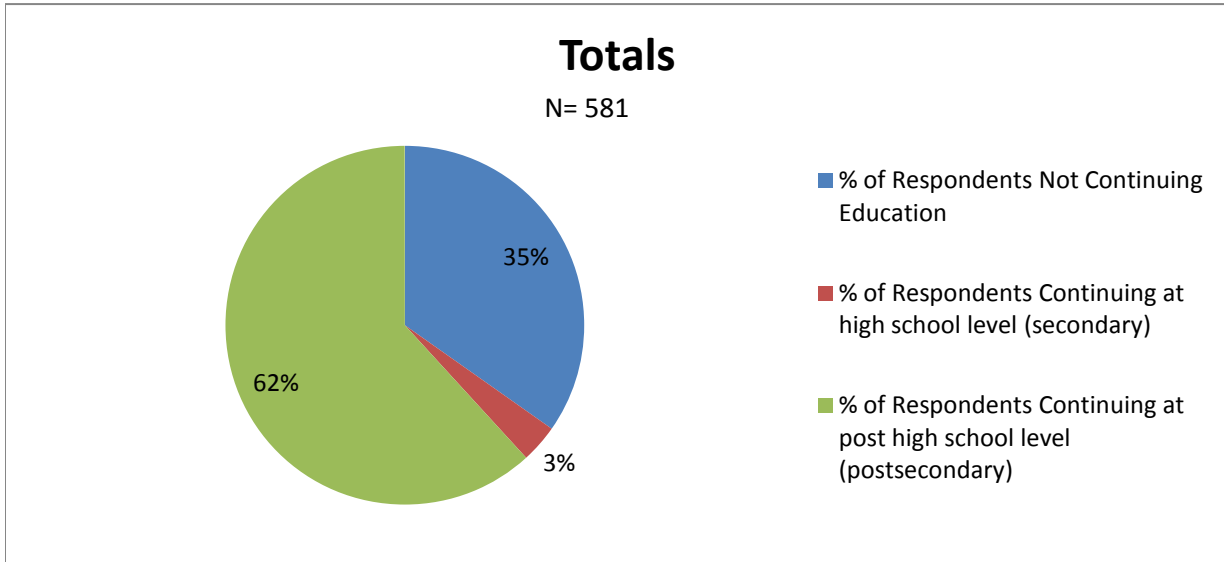
N= 1



### WOODWORKING, GENERAL

N= 10







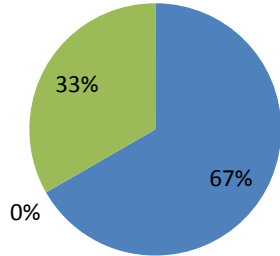
# Red Rocks Community College

Enhanced Ability to Get a Job or Improved Job Skills by CTE Program

Program Name	Number of Graduates (Students surveyed)	# of Survey Respondents	% of Respondents: Education at Red Rocks enhanced your ability to get a job or improved job skills.	Education at Red Rocks did not enhance your ability to get a job or improve your job skills.	% of Respondents: Unknown
3D DESIGN AND ANIMATION	3	2	100.00%	0.00%	50.00%
ACCOUNTING	8	5	100.00%	0.00%	60.00%
AUTOMOTIVE COLLISION REPAIR	1	1	100.00%	0.00%	0.00%
AUTOMOTIVE TECHNOLOGIES	8	5	100.00%	0.00%	60.00%
BUSINESS	13	7	85.71%	0.00%	100.00%
BUSINESS - REAL ESTATE	19	10	90.00%	0.00%	100.00%
BUSINESS TECHNOLOGIES	1	1	100.00%	0.00%	0.00%
BUSINESS-INTERDISCIPLINARY	1	1	100.00%	0.00%	0.00%
COMPUTER INFORMATION SYSTEMS	16	8	62.50%	25.00%	112.50%
COMPUTER PROGRAMMER	2	1	100.00%	0.00%	100.00%
CONSTRUCTION TECHNOLOGY	40	22	86.36%	4.55%	90.91%
CULINARY ARTS	10	5	100.00%	0.00%	100.00%
EARLY CHILDHOOD EDUCATION	35	23	91.30%	0.00%	56.52%
ELECTRICAL	7	5	60.00%	0.00%	80.00%
EMERGENCY MEDICAL SERVICES	173	87	79.31%	5.75%	106.90%
EMERGENCY MGMT. & PLANNING	4	3	66.67%	33.33%	33.33%
ENGINEERING GRAPHICS TECHNOLOGY	33	18	83.33%	11.11%	88.89%
ESTHETICIAN	5	1	100.00%	0.00%	400.00%
FIRE SCIENCE TECHNOLOGY	124	40	82.50%	7.50%	217.50%
GAME DESIGN AND DEVELOPMENT	2	2	100.00%	0.00%	0.00%
HAIRSTYLIST	5	4	100.00%	0.00%	25.00%
HOLISTIC HEALTH CERTIFICATE	7	4	100.00%	0.00%	75.00%
HVAC	51	25	84.00%	8.00%	104.00%
INDUSTRIAL MAINTENANCE TECHNOLOGIES	9	5	80.00%	0.00%	100.00%
INDUSTRIAL SCIENCE AND OPERATIONS	3	2	0.00%	50.00%	100.00%
INTERIOR DESIGN	11	6	66.67%	16.67%	100.00%
LAW ENFORCEMENT TRAINING ACADEMY	43	21	95.24%	0.00%	100.00%
MANICURIST	1		No Responses	No Responses	No Responses
MED OFFICE TECH	28	13	92.31%	0.00%	107.69%
MULTIMEDIA MANAGEMENT AND WEBMASTER	6	3	66.67%	0.00%	133.33%
MULTIMEDIA TECH	18	4	75.00%	25.00%	325.00%
NURSE AIDE/HOME HEALTH AIDE	172	88	79.55%	5.68%	104.55%
OUTDOOR RECREATION LEADERSHIP	2	1	100.00%	0.00%	100.00%
PARAEDUCATOR	1		No Responses	No Responses	No Responses
PARK RANGER TECHNOLOGY	7	4	100.00%	0.00%	75.00%
PHLEBOTOMY	26	14	92.86%	0.00%	92.86%
PHYSICIAN ASSISTANT	30	23	13.04%	86.96%	26.09%
PLUMBING	3	2	100.00%	0.00%	50.00%
PRECISION MACHINING	4	2	100.00%	0.00%	100.00%
PROFESSIONAL PHOTOGRAPHY	7	4	75.00%	25.00%	75.00%
RADIOLOGIC TECHNOLOGY	17	9	100.00%	0.00%	66.67%
REFLEXOLOGY CERTIFICATE	11	6	83.33%	0.00%	100.00%
RENEWABLE ENERGY TECHNOLOGY	17	9	88.89%	0.00%	100.00%
RN REFRESHER PROGRAM	36	19	73.68%	21.05%	89.47%
SONOGRAPHY	9	8	87.50%	0.00%	25.00%
THEATRE TECHNOLOGY	10	6	83.33%	0.00%	83.33%
WATER QUALITY MANAGEMENT TECHNOLOGY	24	12	91.67%	8.33%	100.00%
WEB DESIGN	4	2	50.00%	0.00%	150.00%
WELDING	6	3	100.00%	0.00%	100.00%
WIND ENERGY TECHNOLOGY	1	0	No Responses	No Responses	No Responses
WOODWORKING, GENERAL	14	9	22.22%	11.11%	111.11%
<b>Totals</b>	<b>1088</b>	<b>555</b>	<b>79.82%</b>	<b>9.19%</b>	<b>102.34%</b>

### 3D DESIGN AND ANIMATION

N = 2



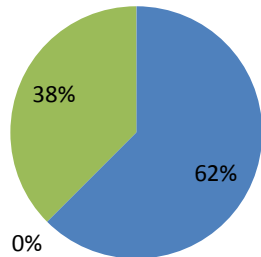
■ % of Respondants: Education at Red Rocks enhanced your ability to get a job or improved job skills.

■ % of Respondants: Education at Red Rocks did not enhance your ability to get a job or improve your job skills.

■ % of Respondants: Unknown

### ACCOUNTING

N = 5



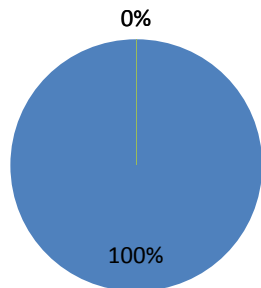
■ % of Respondants: Education at Red Rocks enhanced your ability to get a job or improved job skills.

■ % of Respondants: Education at Red Rocks did not enhance your ability to get a job or improve your job skills.

■ % of Respondants: Unknown

### AUTOMOTIVE COLLISION REPAIR

N = 1



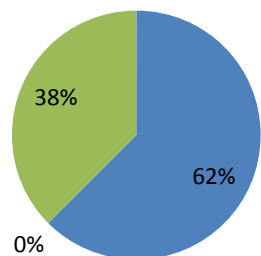
■ % of Respondants: Education at Red Rocks enhanced your ability to get a job or improved job skills.

■ % of Respondants: Education at Red Rocks did not enhance your ability to get a job or improve your job skills.

■ % of Respondants: Unknown

### AUTOMOTIVE TECHNOLOGIES

N = 5



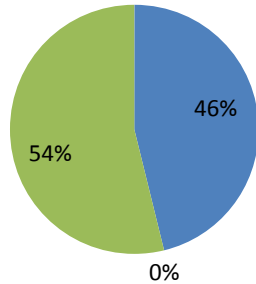
■ % of Respondants: Education at Red Rocks enhanced your ability to get a job or improved job skills.

■ % of Respondants: Education at Red Rocks did not enhance your ability to get a job or improve your job skills.

■ % of Respondants: Unknown

### BUSINESS

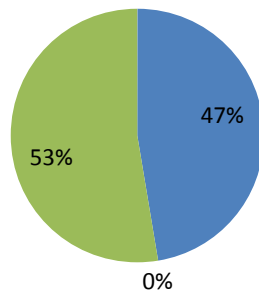
N = 7



- % of Respondants: Education at Red Rocks enhanced your ability to get a job or improved job skills.
- % of Respondants: Education at Red Rocks did not enhance your ability to get a job or improve your job skills.
- % of Respondants: Unknown

### BUSINESS - REAL ESTATE

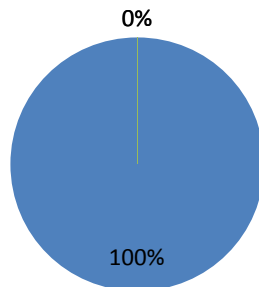
N = 10



- % of Respondants: Education at Red Rocks enhanced your ability to get a job or improved job skills.
- % of Respondants: Education at Red Rocks did not enhance your ability to get a job or improve your job skills.
- % of Respondants: Unknown

### BUSINESS TECHNOLOGIES

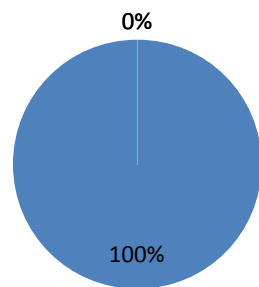
N = 1



- % of Respondants: Education at Red Rocks enhanced your ability to get a job or improved job skills.
- % of Respondants: Education at Red Rocks did not enhance your ability to get a job or improve your job skills.
- % of Respondants: Unknown

### BUSINESS-INTERDISCIPLINARY

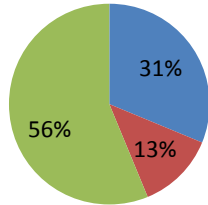
N = 1



- % of Respondants: Education at Red Rocks enhanced your ability to get a job or improved job skills.
- % of Respondants: Education at Red Rocks did not enhance your ability to get a job or improve your job skills.
- % of Respondants: Unknown

## COMPUTER INFORMATION SYSTEMS

N = 8

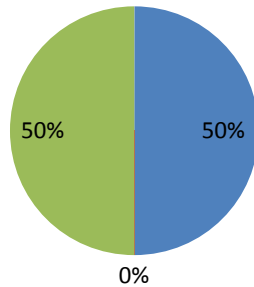


■ % of Respondants: Education at Red Rocks enhanced your ability to get a job or improved job skills.

■ % of Respondants: Education at Red Rocks did not enhance your ability to get a job or improve your job skills.

## COMPUTER PROGRAMMER

N = 1



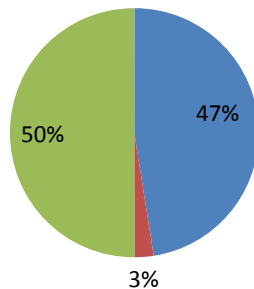
■ % of Respondants: Education at Red Rocks enhanced your ability to get a job or improved job skills.

■ % of Respondants: Education at Red Rocks did not enhance your ability to get a job or improve your job skills.

■ % of Respondants: Unknown

## CONSTRUCTION TECHNOLOGY

N = 22



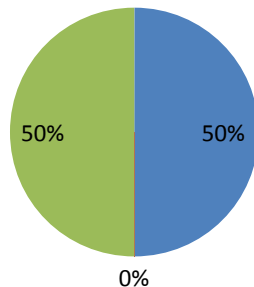
■ % of Respondants: Education at Red Rocks enhanced your ability to get a job or improved job skills.

■ % of Respondants: Education at Red Rocks did not enhance your ability to get a job or improve your job skills.

■ % of Respondants: Unknown

## CULINARY ARTS

N = 5



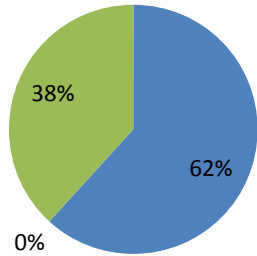
■ % of Respondants: Education at Red Rocks enhanced your ability to get a job or improved job skills.

■ % of Respondants: Education at Red Rocks did not enhance your ability to get a job or improve your job skills.

■ % of Respondants: Unknown

## EARLY CHILDHOOD EDUCATION

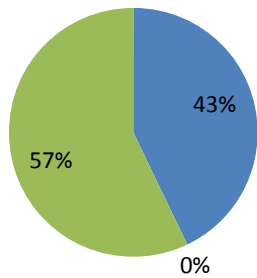
N = 23



- % of Respondants: Education at Red Rocks enhanced your ability to get a job or improved job skills.
- % of Respondants: Education at Red Rocks did not enhance your ability to get a job or improve your job skills.
- % of Respondants: Unknown

## ELECTRICAL

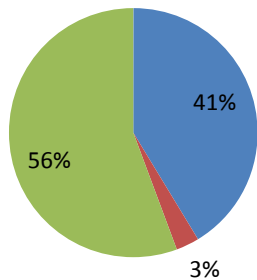
N = 5



- % of Respondants: Education at Red Rocks enhanced your ability to get a job or improved job skills.
- % of Respondants: Education at Red Rocks did not enhance your ability to get a job or improve your job skills.
- % of Respondants: Unknown

## EMERGENCY MEDICAL SERVICES

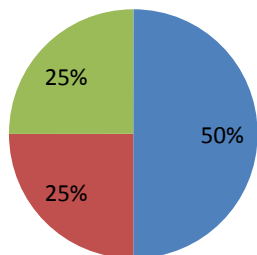
N = 87



- % of Respondants: Education at Red Rocks enhanced your ability to get a job or improved job skills.
- % of Respondants: Education at Red Rocks did not enhance your ability to get a job or improve your job skills.
- % of Respondants: Unknown

## EMERGENCY MGMT. & PLANNING

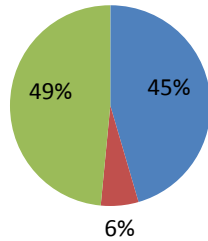
N = 3



- % of Respondants: Education at Red Rocks enhanced your ability to get a job or improved job skills.
- % of Respondants: Education at Red Rocks did not enhance your ability to get a job or improve your job skills.
- % of Respondants: Unknown

## ENGINEERING GRAPHICS TECHNOLOGY

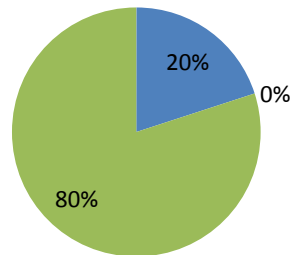
N = 18



- % of Respondants: Education at Red Rocks enhanced your ability to get a job or improved job skills.
- % of Respondants: Education at Red Rocks did not enhance your ability to get a job or improve your job skills.
- % of Respondants: Unknown

## ESTHETICIAN

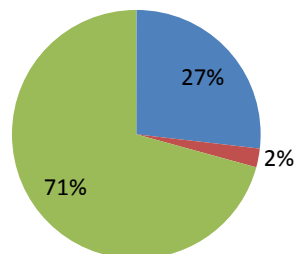
N = 1



- % of Respondants: Education at Red Rocks enhanced your ability to get a job or improved job skills.
- % of Respondants: Education at Red Rocks did not enhance your ability to get a job or improve your job skills.
- % of Respondants: Unknown

## FIRE SCIENCE TECHNOLOGY

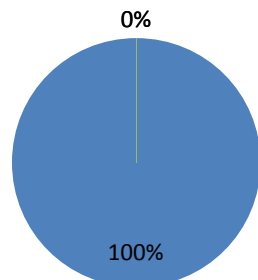
N = 40



- % of Respondants: Education at Red Rocks enhanced your ability to get a job or improved job skills.
- % of Respondants: Education at Red Rocks did not enhance your ability to get a job or improve your job skills.
- % of Respondants: Unknown

## GAME DESIGN AND DEVELOPMENT

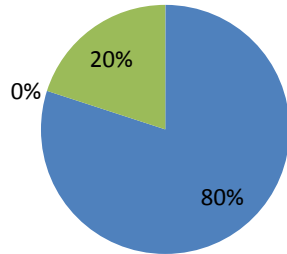
N = 2



- % of Respondants: Education at Red Rocks enhanced your ability to get a job or improved job skills.
- % of Respondants: Education at Red Rocks did not enhance your ability to get a job or improve your job skills.
- % of Respondants: Unknown

## HAIRSTYLIST

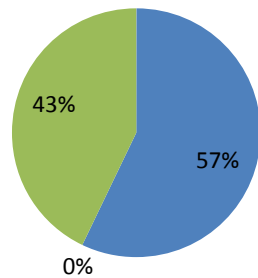
N = 4



- % of Respondants: Education at Red Rocks enhanced your ability to get a job or improved job skills.
- % of Respondants: Education at Red Rocks did not enhance your ability to get a job or improve your job skills.
- % of Respondants: Unknown

## HOLISTIC HEALTH CERTIFICATE

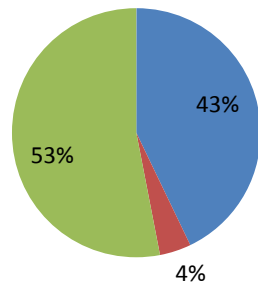
N = 4



- % of Respondants: Education at Red Rocks enhanced your ability to get a job or improved job skills.
- % of Respondants: Education at Red Rocks did not enhance your ability to get a job or improve your job skills.
- % of Respondants: Unknown

## HVAC

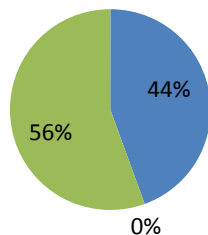
N = 25



- % of Respondants: Education at Red Rocks enhanced your ability to get a job or improved job skills.
- % of Respondants: Education at Red Rocks did not enhance your ability to get a job or improve your job skills.

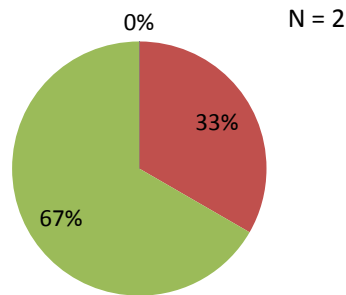
## INDUSTRIAL MAINTENANCE TECHNOLOGIES

N = 5



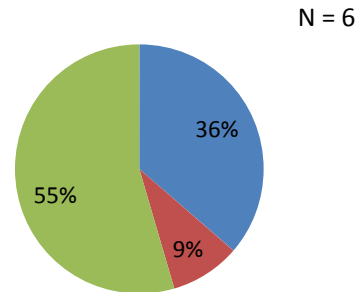
- % of Respondants: Education at Red Rocks enhanced your ability to get a job or improved job skills.
- % of Respondants: Education at Red Rocks did not enhance your ability to get a job or improve your job skills.
- % of Respondants: Unknown

### INDUSTRIAL SCIENCE AND OPERATIONS



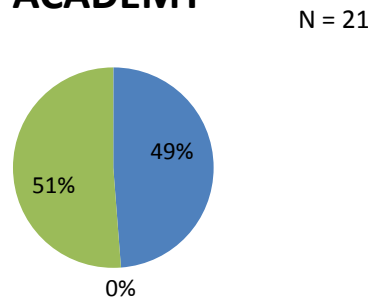
- % of Respondants: Education at Red Rocks enhanced your ability to get a job or improved job skills.
- % of Respondants: Education at Red Rocks did not enhance your ability to get a job or improve your job skills.
- % of Respondants: Unknown

### INTERIOR DESIGN



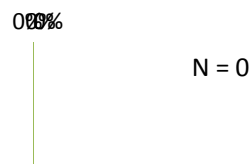
- % of Respondants: Education at Red Rocks enhanced your ability to get a job or improved job skills.
- % of Respondants: Education at Red Rocks did not enhance your ability to get a job or improve your job skills.
- % of Respondants: Unknown

### LAW ENFORCEMENT TRAINING ACADEMY



- % of Respondants: Education at Red Rocks enhanced your ability to get a job or improved job skills.
- % of Respondants: Education at Red Rocks did not enhance your ability to get a job or improve your job skills.

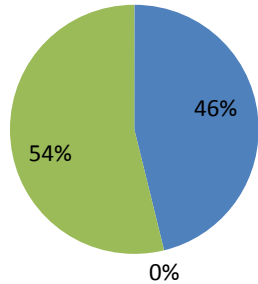
### MANICURIST



- % of Respondants: Education at Red Rocks enhanced your ability to get a job or improved job skills.
- % of Respondants: Education at Red Rocks did not enhance your ability to get a job or improve your job skills.
- % of Respondants: Unknown

### MED OFFICE TECH

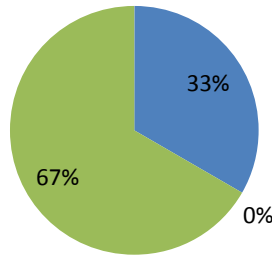
N = 13



- % of Respondants: Education at Red Rocks enhanced your ability to get a job or improved job skills.
- % of Respondants: Education at Red Rocks did not enhance your ability to get a job or improve your job skills.
- % of Respondants: Unknown

### MULTIMEDIA MANAGEMENT AND WEBMASTER

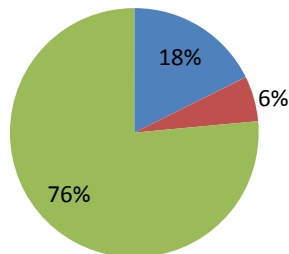
N = 3



- % of Respondants: Education at Red Rocks enhanced your ability to get a job or improved job skills.
- % of Respondants: Education at Red Rocks did not enhance your ability to get a job or improve your job skills.
- % of Respondants: Unknown

### MULTIMEDIA TECH

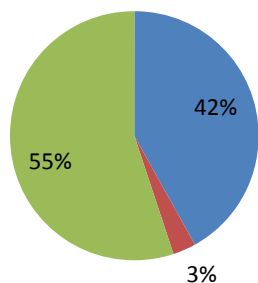
N = 4



- % of Respondants: Education at Red Rocks enhanced your ability to get a job or improved job skills.
- % of Respondants: Education at Red Rocks did not enhance your ability to get a job or improve your job skills.
- % of Respondants: Unknown

### NURSE AIDE/HOME HEALTH AIDE

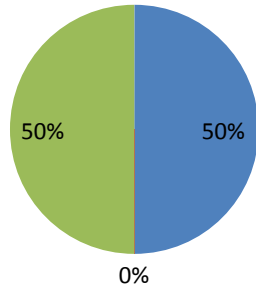
N = 88



- % of Respondants: Education at Red Rocks enhanced your ability to get a job or improved job skills.
- % of Respondants: Education at Red Rocks did not enhance your ability to get a job or improve your job skills.
- % of Respondants: Unknown

## OUTDOOR RECREATION LEADERSHIP

N = 1



■ % of Respondants: Education at Red Rocks enhanced your ability to get a job or improved job skills.

■ % of Respondants: Education at Red Rocks did not enhance your ability to get a job or improve your job skills.

■ % of Respondants: Unknown

## PARAEDUCATOR

N = 0



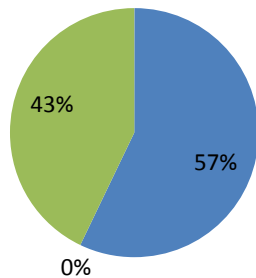
■ % of Respondants: Education at Red Rocks enhanced your ability to get a job or improved job skills.

■ % of Respondants: Education at Red Rocks did not enhance your ability to get a job or improve your job skills.

■ % of Respondants: Unknown

## PARK RANGER TECHNOLOGY

N = 4



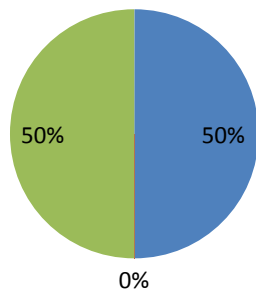
■ % of Respondants: Education at Red Rocks enhanced your ability to get a job or improved job skills.

■ % of Respondants: Education at Red Rocks did not enhance your ability to get a job or improve your job skills.

■ % of Respondants: Unknown

## PHLEBOTOMY

N = 14



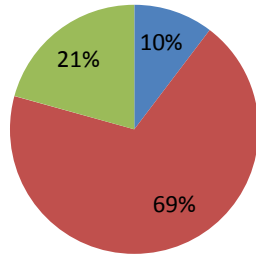
■ % of Respondants: Education at Red Rocks enhanced your ability to get a job or improved job skills.

■ % of Respondants: Education at Red Rocks did not enhance your ability to get a job or improve your job skills.

■ % of Respondants: Unknown

### PHYSICIAN ASSISTANT

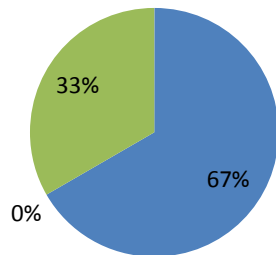
N = 23



- % of Respondants: Education at Red Rocks enhanced your ability to get a job or improved job skills.
- % of Respondants: Education at Red Rocks did not enhance your ability to get a job or improve your job skills.
- % of Respondants: Unknown

### PLUMBING

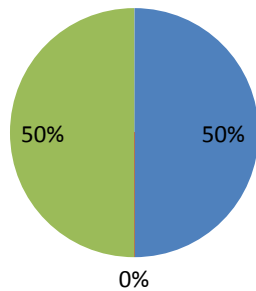
N = 2



- % of Respondants: Education at Red Rocks enhanced your ability to get a job or improved job skills.
- % of Respondants: Education at Red Rocks did not enhance your ability to get a job or improve your job skills.
- % of Respondants: Unknown

### PRECISION MACHINING

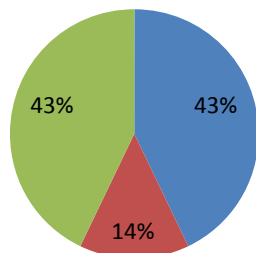
N = 2



- % of Respondants: Education at Red Rocks enhanced your ability to get a job or improved job skills.
- % of Respondants: Education at Red Rocks did not enhance your ability to get a job or improve your job skills.
- % of Respondants: Unknown

### PROFESSIONAL PHOTOGRAPHY

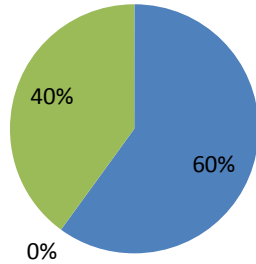
N = 4



- % of Respondants: Education at Red Rocks enhanced your ability to get a job or improved job skills.
- % of Respondants: Education at Red Rocks did not enhance your ability to get a job or improve your job skills.
- % of Respondants: Unknown

### RADIOLOGIC TECHNOLOGY

N = 9



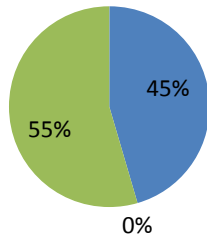
■ % of Respondants: Education at Red Rocks enhanced your ability to get a job or improved job skills.

■ % of Respondants: Education at Red Rocks did not enhance your ability to get a job or improve your job skills.

■ % of Respondants: Unknown

### WATER QUALITY MANAGEMENT TECHNOLOGY

N = 6



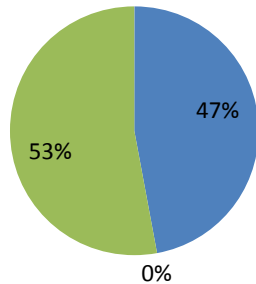
■ % of Respondants: Education at Red Rocks enhanced your ability to get a job or improved job skills.

■ % of Respondants: Education at Red Rocks did not enhance your ability to get a job or improve your job skills.

■ % of Respondants: Unknown

### RENEWABLE ENERGY TECHNOLOGY

N = 9



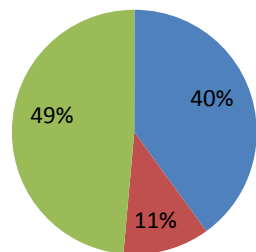
■ % of Respondants: Education at Red Rocks enhanced your ability to get a job or improved job skills.

■ % of Respondants: Education at Red Rocks did not enhance your ability to get a job or improve your job skills.

■ % of Respondants: Unknown

### RN REFRESHER PROGRAM

N = 19

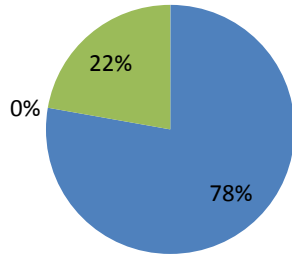


■ % of Respondants: Education at Red Rocks enhanced your ability to get a job or improved job skills.

■ % of Respondants: Education at Red Rocks did not enhance your ability to get a job or improve your job skills.

### SONOGRAPHY

N = 8



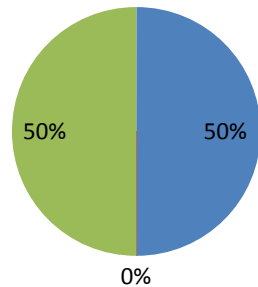
■ % of Respondants: Education at Red Rocks enhanced your ability to get a job or improved job skills.

■ % of Respondants: Education at Red Rocks did not enhance your ability to get a job or improve your job skills.

■ % of Respondants: Unknown

### THEATRE TECHNOLOGY

N = 6



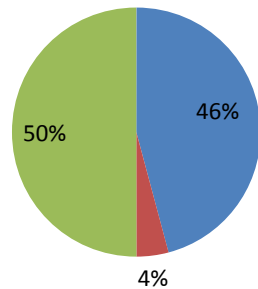
■ % of Respondants: Education at Red Rocks enhanced your ability to get a job or improved job skills.

■ % of Respondants: Education at Red Rocks did not enhance your ability to get a job or improve your job skills.

■ % of Respondants: Unknown

### WATER QUALITY MANAGEMENT TECHNOLOGY

N = 12



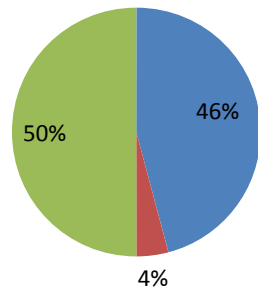
■ % of Respondants: Education at Red Rocks enhanced your ability to get a job or improved job skills.

■ % of Respondants: Education at Red Rocks did not enhance your ability to get a job or improve your job skills.

■ % of Respondants: Unknown

### WEB DESIGN

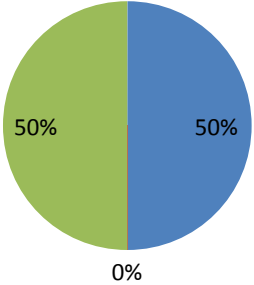

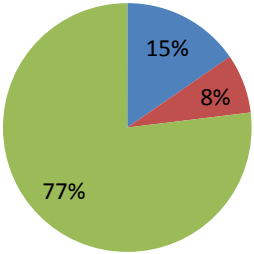
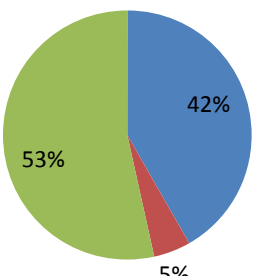
N = 2



■ % of Respondants: Education at Red Rocks enhanced your ability to get a job or improved job skills.

■ % of Respondants: Education at Red Rocks did not enhance your ability to get a job or improve your job skills.

■ % of Respondants: Unknown

<p style="text-align: center;"><b>WELDING</b></p> <p style="text-align: right;">N = 3</p> 	<ul style="list-style-type: none"> <li><span style="color: blue;">■</span> % of Respondants: Education at Red Rocks enhanced your ability to get a job or improved job skills.</li> <li><span style="color: red;">■</span> % of Respondants: Education at Red Rocks did not enhance your ability to get a job or improve your job skills.</li> <li><span style="color: green;">■</span> % of Respondants: Unknown</li> </ul>
<p style="text-align: center;"><b>WIND ENERGY TECHNOLOGY</b></p> <p style="text-align: right;">N = 0</p> 	<ul style="list-style-type: none"> <li><span style="color: blue;">■</span> % of Respondants: Education at Red Rocks enhanced your ability to get a job or improved job skills.</li> <li><span style="color: red;">■</span> % of Respondants: Education at Red Rocks did not enhance your ability to get a job or improve your job skills.</li> <li><span style="color: green;">■</span> % of Respondants: Unknown</li> </ul>
<p style="text-align: center;"><b>WOODWORKING, GENERAL</b></p> <p style="text-align: right;">N = 9</p> 	<ul style="list-style-type: none"> <li><span style="color: blue;">■</span> % of Respondants: Education at Red Rocks enhanced your ability to get a job or improved job skills.</li> <li><span style="color: red;">■</span> % of Respondants: Education at Red Rocks did not enhance your ability to get a job or improve your job skills.</li> <li><span style="color: green;">■</span> % of Respondants: Unknown</li> </ul>
<p style="text-align: center;"><b>Totals</b></p> <p style="text-align: right;">N = 555</p> 	<ul style="list-style-type: none"> <li><span style="color: blue;">■</span> % of Respondants: Education at Red Rocks enhanced your ability to get a job or improved job skills.</li> <li><span style="color: red;">■</span> % of Respondants: Education at Red Rocks did not enhance your ability to get a job or improve your job skills.</li> <li><span style="color: green;">■</span> % of Respondants: Unknown</li> </ul>



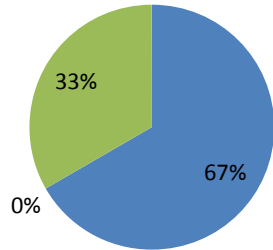
## Red Rocks Community College

### Coursework Met Expectations by CTE Program

Program Name	Number of Graduates (Students surveyed)	# of Survey Respondents	% of Respondents: The Red Rocks coursework you completed met your educational goals.	% of Respondents: The Red Rocks coursework you completed did not meet your educational goals.	% of Respondents: Unknown
3D DESIGN AND ANIMATION	3	2	100.00%	0.00%	50.00%
ACCOUNTING	8	5	100.00%	0.00%	60.00%
AUTOMOTIVE COLLISION REPAIR	1	1	100.00%	0.00%	0.00%
AUTOMOTIVE TECHNOLOGIES	8	5	100.00%	0.00%	60.00%
BUSINESS	13	7	100.00%	0.00%	85.71%
BUSINESS - REAL ESTATE	19	10	80.00%	0.00%	110.00%
BUSINESS TECHNOLOGIES	1	1	100.00%	0.00%	0.00%
BUSINESS-INTERDISCIPLINARY	1	1	100.00%	0.00%	0.00%
COMPUTER INFORMATION SYSTEMS	16	8	100.00%	0.00%	100.00%
COMPUTER PROGRAMMER	2	1	100.00%	0.00%	100.00%
CONSTRUCTION TECHNOLOGY	40	22	86.36%	9.09%	86.36%
CULINARY ARTS	10	5	100.00%	0.00%	100.00%
EARLY CHILDHOOD EDUCATION	35	23	91.30%	0.00%	56.52%
ELECTRICAL	7	5	100.00%	0.00%	40.00%
EMERGENCY MEDICAL SERVICES	173	88	94.32%	2.27%	94.32%
EMERGENCY MGMT. & PLANNING	4	3	66.67%	0.00%	66.67%
ENGINEERING GRAPHICS TECHNOLOGY	33	18	77.78%	5.56%	100.00%
ESTHETICIAN	5	1	100.00%	0.00%	400.00%
FIRE SCIENCE TECHNOLOGY	124	41	92.68%	4.88%	204.88%
GAME DESIGN AND DEVELOPMENT	2	2	50.00%	0.00%	50.00%
HAIRSTYLIST	5	4	100.00%	0.00%	25.00%
HOLISTIC HEALTH CERTIFICATE	7	4	75.00%	0.00%	100.00%
HVAC	51	26	88.46%	7.69%	96.15%
INDUSTRIAL MAINTENANCE TECHNOLOGIES	9	5	40.00%	60.00%	80.00%
INDUSTRIAL SCIENCE AND OPERATIONS	3	2	0.00%	50.00%	100.00%
INTERIOR DESIGN	11	6	83.33%	0.00%	100.00%
LAW ENFORCEMENT TRAINING ACADEMY	43	21	100.00%	0.00%	95.24%
MANICURIST	1		No Responses	No Responses	No Responses
MED OFFICE TECH	28	13	100.00%	0.00%	100.00%
MULTIMEDIA MANAGEMENT AND WEBMASTER	6	3	100.00%	0.00%	100.00%
MULTIMEDIA TECH	18	4	100.00%	0.00%	325.00%
NURSE AIDE/HOME HEALTH AIDE	172	90	94.44%	2.22%	91.11%
OUTDOOR RECREATION LEADERSHIP	2	1	100.00%	0.00%	100.00%
PARAEDUCATOR	1		No Responses	No Responses	No Responses
PARK RANGER TECHNOLOGY	7	4	100.00%	0.00%	75.00%
PHLEBOTOMY	26	14	100.00%	0.00%	85.71%
PHYSICIAN ASSISTANT	30	23	82.61%	17.39%	26.09%
PLUMBING	3	2	100.00%	0.00%	50.00%
PRECISION MACHINING	4	2	100.00%	0.00%	100.00%
PROFESSIONAL PHOTOGRAPHY	7	4	75.00%	25.00%	75.00%
RADIOLOGIC TECHNOLOGY	17	9	100.00%	0.00%	66.67%
REFLEXOLOGY CERTIFICATE	11	6	83.33%	0.00%	100.00%
RENEWABLE ENERGY TECHNOLOGY	17	9	22.22%	66.67%	100.00%
RN REFRESHER PROGRAM	36	18	66.67%	27.78%	94.44%
SONOGRAPHY	9	8	87.50%	12.50%	12.50%
THEATRE TECHNOLOGY	10	6	83.33%	0.00%	83.33%
WATER QUALITY MANAGEMENT TECHNOLOGY	24	12	83.33%	8.33%	108.33%
WEB DESIGN	4	2	100.00%	0.00%	100.00%
WELDING	6	3	100.00%	0.00%	100.00%
WIND ENERGY TECHNOLOGY	1		No Responses	No Responses	No Responses
WOODWORKING, GENERAL	14	9	88.89%	0.00%	55.56%
<b>Totals</b>	<b>1088</b>	<b>559</b>	<b>89.27%</b>	<b>5.90%</b>	<b>95.53%</b>

### 3D DESIGN AND ANIMATION

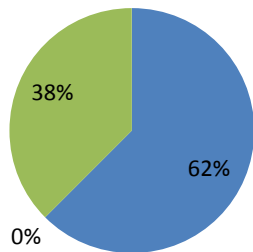
N = 2



- % of Respondants: The Red Rocks coursework you completed met your educational goals.
- % of Respondants: The Red Rocks coursework you completed did not meet your educational goals.
- % of Respondants: Unknown

### ACCOUNTING

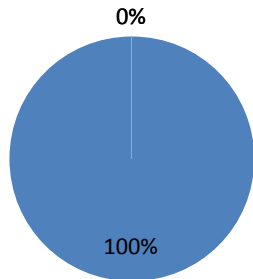
N = 5



- % of Respondants: The Red Rocks coursework you completed met your educational goals.
- % of Respondants: The Red Rocks coursework you completed did not meet your educational goals.
- % of Respondants: Unknown

### AUTOMOTIVE COLLISION REPAIR

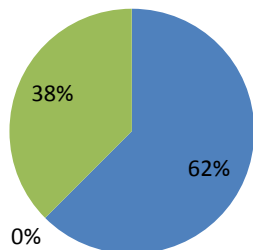
N = 1



- % of Respondants: The Red Rocks coursework you completed met your educational goals.
- % of Respondants: The Red Rocks coursework you completed did not meet your educational goals.
- % of Respondants: Unknown

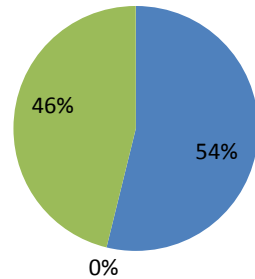
### AUTOMOTIVE TECHNOLOGIES

N = 5



- % of Respondants: The Red Rocks coursework you completed met your educational goals.
- % of Respondants: The Red Rocks coursework you completed did not meet your educational goals.
- % of Respondants: Unknown

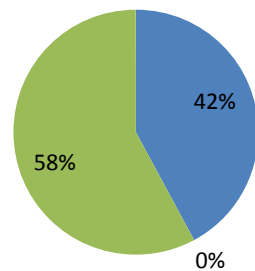
### BUSINESS



N = 7

- % of Respondants: The Red Rocks coursework you completed met your educational goals.
- % of Respondants: The Red Rocks coursework you completed did not meet your educational goals.
- % of Respondants: Unknown

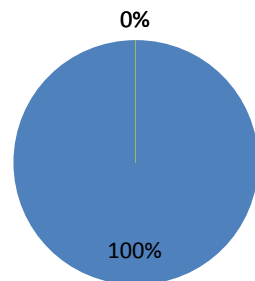
### BUSINESS - REAL ESTATE



N = 10

- % of Respondants: The Red Rocks coursework you completed met your educational goals.
- % of Respondants: The Red Rocks coursework you completed did not meet your educational goals.
- % of Respondants: Unknown

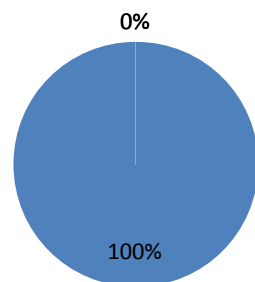
### BUSINESS TECHNOLOGIES



N = 1

- % of Respondants: The Red Rocks coursework you completed met your educational goals.
- % of Respondants: The Red Rocks coursework you completed did not meet your educational goals.
- % of Respondants: Unknown

### BUSINESS-INTERDISCIPLINARY

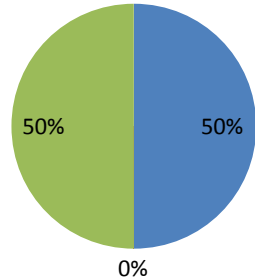


N = 1

- % of Respondants: The Red Rocks coursework you completed met your educational goals.
- % of Respondants: The Red Rocks coursework you completed did not meet your educational goals.
- % of Respondants: Unknown

### COMPUTER INFORMATION SYSTEMS

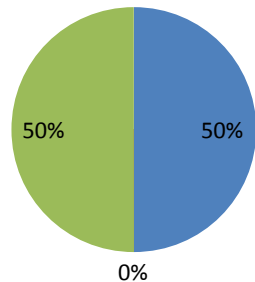
N = 8



- % of Respondants: The Red Rocks coursework you completed met your educational goals.
- % of Respondants: The Red Rocks coursework you completed did not meet your educational goals.
- % of Respondants: Unknown

### COMPUTER PROGRAMMER

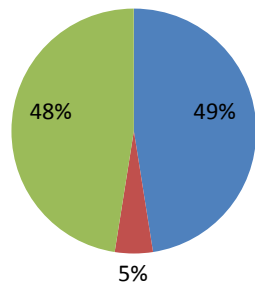
N = 1



- % of Respondants: The Red Rocks coursework you completed met your educational goals.
- % of Respondants: The Red Rocks coursework you completed did not meet your educational goals.
- % of Respondants: Unknown

### CONSTRUCTION TECHNOLOGY

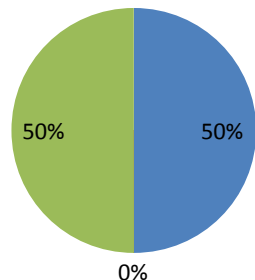
N = 22



- % of Respondants: The Red Rocks coursework you completed met your educational goals.
- % of Respondants: The Red Rocks coursework you completed did not meet your educational goals.
- % of Respondants: Unknown

### CULINARY ARTS

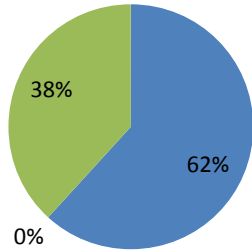
N = 5



- % of Respondants: The Red Rocks coursework you completed met your educational goals.
- % of Respondants: The Red Rocks coursework you completed did not meet your educational goals.
- % of Respondants: Unknown

### EARLY CHILDHOOD EDUCATION

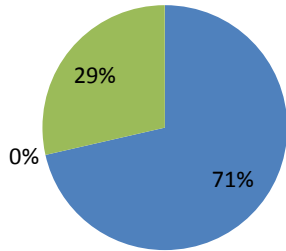
N = 23



- % of Respondants: The Red Rocks coursework you completed met your educational goals.
- % of Respondants: The Red Rocks coursework you completed did not meet your educational goals.
- % of Respondants: Unknown

### ELECTRICAL

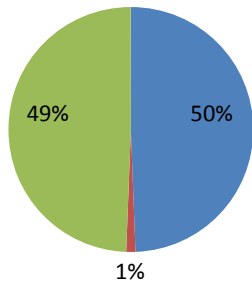
N = 5



- % of Respondants: The Red Rocks coursework you completed met your educational goals.
- % of Respondants: The Red Rocks coursework you completed did not meet your educational goals.
- % of Respondants: Unknown

### EMERGENCY MEDICAL SERVICES

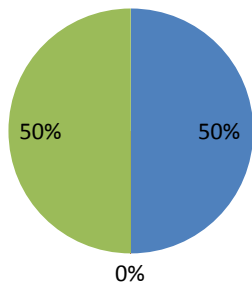
N = 88



- % of Respondants: The Red Rocks coursework you completed met your educational goals.
- % of Respondants: The Red Rocks coursework you completed did not meet your educational goals.
- % of Respondants: Unknown

### EMERGENCY MGMT. & PLANNING

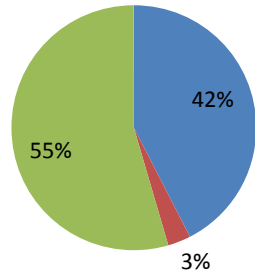
N = 3



- % of Respondants: The Red Rocks coursework you completed met your educational goals.
- % of Respondants: The Red Rocks coursework you completed did not meet your educational goals.
- % of Respondants: Unknown

### ENGINEERING GRAPHICS TECHNOLOGY

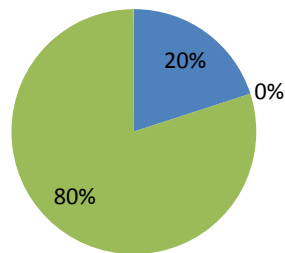
N = 18



- % of Respondants: The Red Rocks coursework you completed met your educational goals.
- % of Respondants: The Red Rocks coursework you completed did not meet your educational goals.
- % of Respondants: Unknown

### ESTHETICIAN

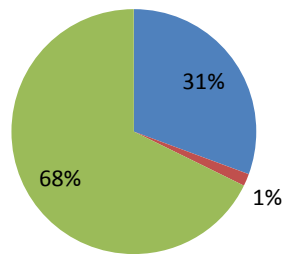
N = 1



- % of Respondants: The Red Rocks coursework you completed met your educational goals.
- % of Respondants: The Red Rocks coursework you completed did not meet your educational goals.
- % of Respondants: Unknown

### FIRE SCIENCE TECHNOLOGY

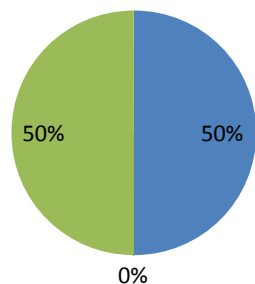
N = 41



- % of Respondants: The Red Rocks coursework you completed met your educational goals.
- % of Respondants: The Red Rocks coursework you completed did not meet your educational goals.
- % of Respondants: Unknown

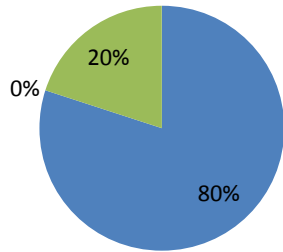
### GAME DESIGN AND DEVELOPMENT

N = 2



- % of Respondants: The Red Rocks coursework you completed met your educational goals.
- % of Respondants: The Red Rocks coursework you completed did not meet your educational goals.
- % of Respondants: Unknown

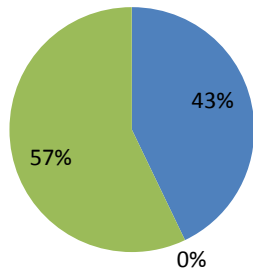
### HAIRSTYLIST



N = 4

- % of Respondants: The Red Rocks coursework you completed met your educational goals.
- % of Respondants: The Red Rocks coursework you completed did not meet your educational goals.
- % of Respondants: Unknown

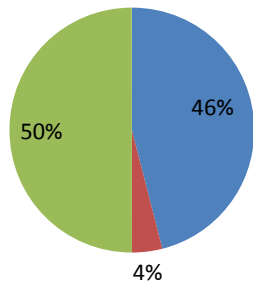
### HOLISTIC HEALTH CERTIFICATE



N = 4

- % of Respondants: The Red Rocks coursework you completed met your educational goals.
- % of Respondants: The Red Rocks coursework you completed did not meet your educational goals.
- % of Respondants: Unknown

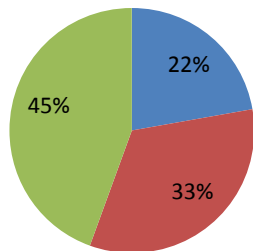
### HVAC



N = 26

- % of Respondants: The Red Rocks coursework you completed met your educational goals.
- % of Respondants: The Red Rocks coursework you completed did not meet your educational goals.
- % of Respondants: Unknown

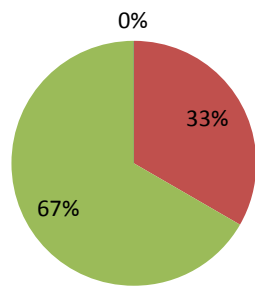
### INDUSTRIAL MAINTENANCE TECHNOLOGIES



N = 5

- % of Respondants: The Red Rocks coursework you completed met your educational goals.
- % of Respondants: The Red Rocks coursework you completed did not meet your educational goals.
- % of Respondants: Unknown

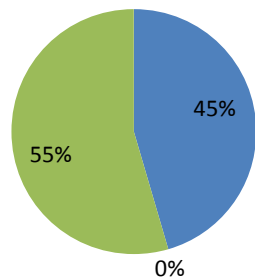
### INDUSTRIAL SCIENCE AND OPERATIONS



N = 2

- % of Respondants: The Red Rocks coursework you completed met your educational goals.
- % of Respondants: The Red Rocks coursework you completed did not meet your educational goals.
- % of Respondants: Unknown

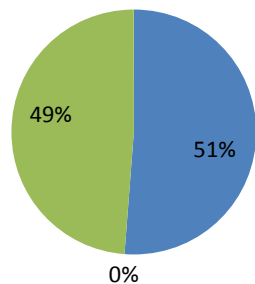
### INTERIOR DESIGN



N = 6

- % of Respondants: The Red Rocks coursework you completed met your educational goals.
- % of Respondants: The Red Rocks coursework you completed did not meet your educational goals.
- % of Respondants: Unknown

### LAW ENFORCEMENT TRAINING ACADEMY



N = 21

- % of Respondants: The Red Rocks coursework you completed met your educational goals.
- % of Respondants: The Red Rocks coursework you completed did not meet your educational goals.
- % of Respondants: Unknown

### MANICURIST

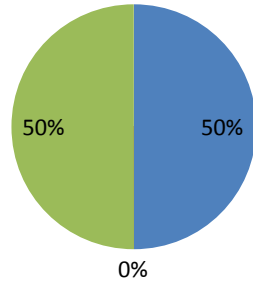


N = 0

- % of Respondants: The Red Rocks coursework you completed met your educational goals.
- % of Respondants: The Red Rocks coursework you completed did not meet your educational goals.
- % of Respondants: Unknown

### MED OFFICE TECH

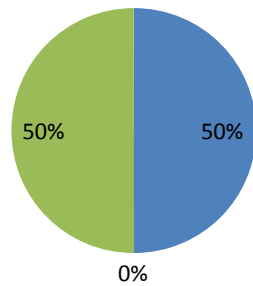
N = 13



- % of Respondants: The Red Rocks coursework you completed met your educational goals.
- % of Respondants: The Red Rocks coursework you completed did not meet your educational goals.
- % of Respondants: Unknown

### MULTIMEDIA MANAGEMENT AND WEBMASTER

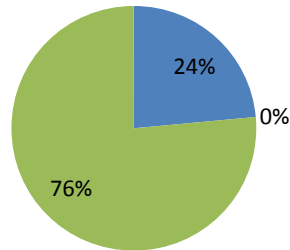
N = 3



- % of Respondants: The Red Rocks coursework you completed met your educational goals.
- % of Respondants: The Red Rocks coursework you completed did not meet your educational goals.
- % of Respondants: Unknown

### MULTIMEDIA TECH

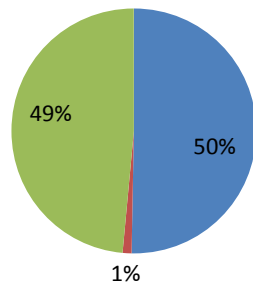
N = 4



- % of Respondants: The Red Rocks coursework you completed met your educational goals.
- % of Respondants: The Red Rocks coursework you completed did not meet your educational goals.
- % of Respondants: Unknown

### NURSE AIDE/HOME HEALTH AIDE

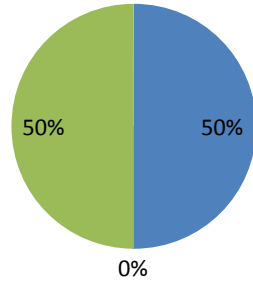
N = 90



- % of Respondants: The Red Rocks coursework you completed met your educational goals.
- % of Respondants: The Red Rocks coursework you completed did not meet your educational goals.
- % of Respondants: Unknown

### OUTDOOR RECREATION LEADERSHIP

N = 1



- % of Respondants: The Red Rocks coursework you completed met your educational goals.
- % of Respondants: The Red Rocks coursework you completed did not meet your educational goals.
- % of Respondants: Unknown

### PARAEDUCATOR

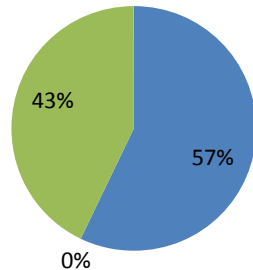
N = 0



- % of Respondants: The Red Rocks coursework you completed met your educational goals.
- % of Respondants: The Red Rocks coursework you completed did not meet your educational goals.
- % of Respondants: Unknown

### PARK RANGER TECHNOLOGY

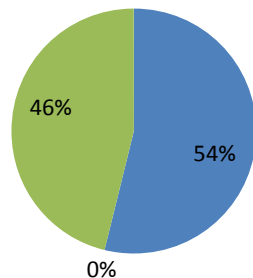
N = 4



- % of Respondants: The Red Rocks coursework you completed met your educational goals.
- % of Respondants: The Red Rocks coursework you completed did not meet your educational goals.
- % of Respondants: Unknown

### PHLEBOTOMY

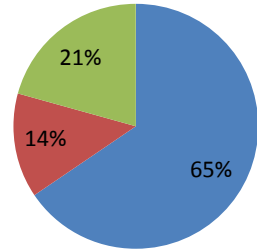
N = 14



- % of Respondants: The Red Rocks coursework you completed met your educational goals.
- % of Respondants: The Red Rocks coursework you completed did not meet your educational goals.
- % of Respondants: Unknown

### PHYSICIAN ASSISTANT

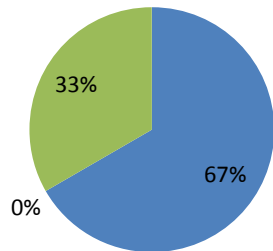
N = 23



- % of Respondants: The Red Rocks coursework you completed met your educational goals.
- % of Respondants: The Red Rocks coursework you completed did not meet your educational goals.
- % of Respondants: Unknown

### PLUMBING

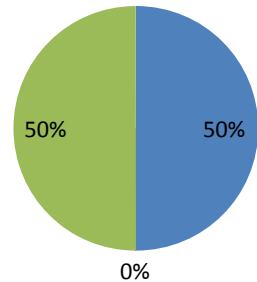
N = 2



- % of Respondants: The Red Rocks coursework you completed met your educational goals.
- % of Respondants: The Red Rocks coursework you completed did not meet your educational goals.
- % of Respondants: Unknown

### PRECISION MACHINING

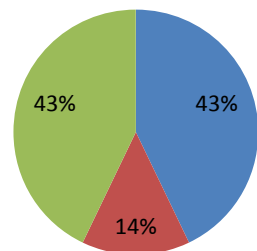
N = 2



- % of Respondants: The Red Rocks coursework you completed met your educational goals.
- % of Respondants: The Red Rocks coursework you completed did not meet your educational goals.
- % of Respondants: Unknown

### PROFESSIONAL PHOTOGRAPHY

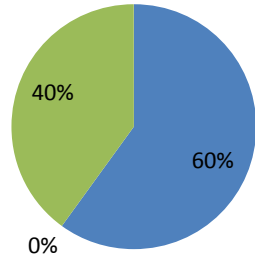
N = 4



- % of Respondants: The Red Rocks coursework you completed met your educational goals.
- % of Respondants: The Red Rocks coursework you completed did not meet your educational goals.
- % of Respondants: Unknown

### RADIOLOGIC TECHNOLOGY

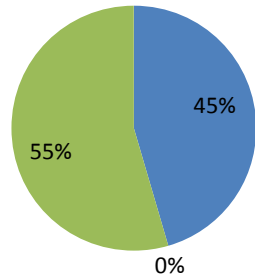
N = 9



- % of Respondants: The Red Rocks coursework you completed met your educational goals.
- % of Respondants: The Red Rocks coursework you completed did not meet your educational goals.
- % of Respondants: Unknown

### REFLEXOLOGY CERTIFICATE

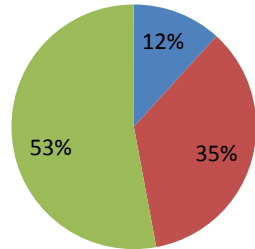
N = 6



- % of Respondants: The Red Rocks coursework you completed met your educational goals.
- % of Respondants: The Red Rocks coursework you completed did not meet your educational goals.
- % of Respondants: Unknown

### RENEWABLE ENERGY TECHNOLOGY

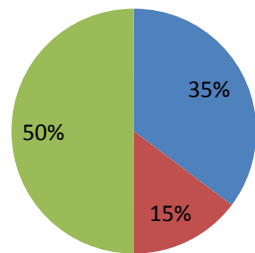
N = 9



- % of Respondants: The Red Rocks coursework you completed met your educational goals.
- % of Respondants: The Red Rocks coursework you completed did not meet your educational goals.
- % of Respondants: Unknown

### RN REFRESHER PROGRAM

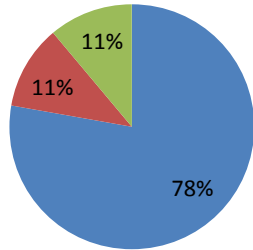
N = 18



- % of Respondants: The Red Rocks coursework you completed met your educational goals.
- % of Respondants: The Red Rocks coursework you completed did not meet your educational goals.
- % of Respondants: Unknown

### SONOGRAPHY

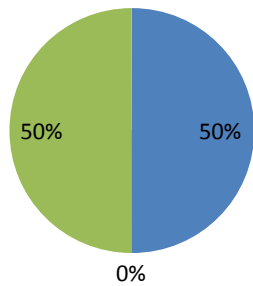
N = 8



- % of Respondants: The Red Rocks coursework you completed met your educational goals.
- % of Respondants: The Red Rocks coursework you completed did not meet your educational goals.
- % of Respondants: Unknown

### THEATRE TECHNOLOGY

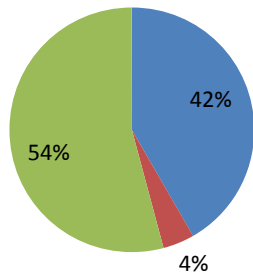
N = 6



- % of Respondants: The Red Rocks coursework you completed met your educational goals.
- % of Respondants: The Red Rocks coursework you completed did not meet your educational goals.
- % of Respondants: Unknown

### WATER QUALITY MANAGEMENT TECHNOLOGY

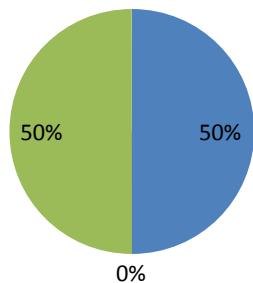
N = 12



- % of Respondants: The Red Rocks coursework you completed met your educational goals.
- % of Respondants: The Red Rocks coursework you completed did not meet your educational goals.
- % of Respondants: Unknown

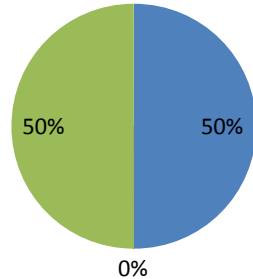
### WEB DESIGN

N = 2



- % of Respondants: The Red Rocks coursework you completed met your educational goals.
- % of Respondants: The Red Rocks coursework you completed did not meet your educational goals.
- % of Respondants: Unknown

### WELDING



N = 3

- % of Respondants: The Red Rocks coursework you completed met your educational goals.
- % of Respondants: The Red Rocks coursework you completed did not meet your educational goals.
- % of Respondants: Unknown

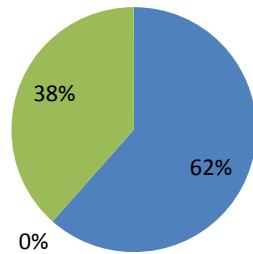
### WIND ENERGY TECHNOLOGY



N = 0

- % of Respondants: The Red Rocks coursework you completed met your educational goals.
- % of Respondants: The Red Rocks coursework you completed did not meet your educational goals.
- % of Respondants: Unknown

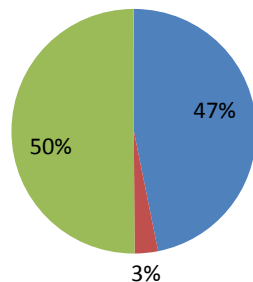
### WOODWORKING, GENERAL



N = 9

- % of Respondants: The Red Rocks coursework you completed met your educational goals.
- % of Respondants: The Red Rocks coursework you completed did not meet your educational goals.
- % of Respondants: Unknown

### Totals



N = 559

- % of Respondants: The Red Rocks coursework you completed met your educational goals.
- % of Respondants: The Red Rocks coursework you completed did not meet your educational goals.
- % of Respondants: Unknown