



## 20th Century World History - Fall 2015 Weekends

HIS 247 - 601, crn: 21162

Fall Semester: Weekends of October 9 -  
October 24, 2015

Friday evenings 5:00 - 10:00 pm and  
Saturdays 8:00 am - 5:30 pm

Instructor: Dr. Daniel G. Donalson "Dr.  
D."

email: use class D2L email

alternate: Daniel.Donalson@rrcc.edu  
(emergency only, please!)

### *Index of Topics*

[COURSE  
DESCRIPTION](#)

[LEARNING  
OBJECTIVES](#)

[TEXTBOOKS](#)

[COURSE  
REQUIREMENTS  
and GRADE SCALE](#)

[YOUR  
RESPONSIBILITIES](#)

[PAPER  
SUBMISSION](#)

[PARTICIPATION &  
DISCUSSION](#)

[IN-CLASS  
ASSIGNMENTS](#)

[QUIZZES](#)

[EXAMS](#)

[WRITTEN  
ASSIGNMENTS](#)

[PAPER  
GUIDELINES](#)

[TOPIC PAPERS](#)

[ADDITIONAL  
POINTS](#)

[SCHOLASTIC  
DISHONESTY](#)

[ATTENDANCE  
AND DROP POLICY](#)

[STUDENT COURSE](#)

[OFFICE HOURS](#)

[ELECTRONIC](#)

[STUDENTS WITH](#)

[REINSTATEMENT  
POLICY](#)

[DEVICES IN THE  
CLASSROOM](#)

[DISABILITIES](#)

[BAD  
WEATHER/CAMPUS  
CLOSURE](#)

[OTHER](#)

## **COURSE DESCRIPTION**

*This course is a survey of the 20th Century World, beginning from the year 1900 CE to the present. In it, we will explore the events, peoples, groups, ideas, institutions, and trends of the last century that have shaped today's world. This course reflects the multiple perspectives of gender, class, religion, and ethnic groups. In this course we will also focus on developing, practicing, and strengthening the skills historians use while constructing knowledge in this discipline.*

*This course is an **INTENSIVE** 3-week course that will require YOUR CONCENTRATION, DEDICATION, AND FOCUS. While it's attractive to complete an entire course so quickly, realize that we will be compacting an ENTIRE semester's worth of work within this session! I won't kid you: this class will be hard simply because of the limited time available to complete so much.*

**DO NOT ATTEMPT THIS COURSE UNLESS YOU'RE WILLING AND ABLE TO DEVOTE THESE THREE WEEKS TO THIS COURSE!**

*Upon completion of this course you should have a deeper understanding of the people, events, and trends that influence the world today. In addition, while this course is designed to further the basic skills of reading, writing, speaking, and listening, it will also help develop your critical thinking skills in acquiring, evaluating, challenging, and processing information. To get the most out of this course, however, YOU must actively PARTICIPATE and be an ACTIVE learner.*

*"History never looks like history when you are living through it." - John W. Gardner*

*"Those who cannot remember the past are condemned to repeat it." - George Santayana*

*"A Peoples without a knowledge of their past History, Origin, and Culture is like a tree without roots." - Marcus Garvey*

*"Those who make reform impossible will make revolution inevitable." - John F. Kennedy*

## **LEARNING OBJECTIVES**

**Critical Skills addressed by this course:** This course draws upon and develops basic intellectual skills in the following ways:

- **Reading:** The textbooks will provide the foundational basis for Unit Assignments, Quizzes, Class Discussion, and the exams. You will identify, analyze, and evaluate a variety of readings related to the content of this course.
- **Writing:** You will utilize your written language skills to prepare a formal research paper, answer exam essay questions, and write optional papers for additional points toward their semester grade. This written work will reflect your ability to analyze, evaluate, and describe material and ideas related to the course.
- **Speaking:** You will develop your academic speaking proficiency by participating in class discussions and possible presentations to the class for additional points. You will be asked at various times in class to verbally respond to and summarize material from the readings and class lectures as well as discuss historical content, social and political philosophies, and participate in historical scenarios.
- **Listening:** Students will practice critical listening as part of the in-class lecture series.
- **Critical Thinking:** Each course Unit contain questions and that will require higher-level "critical" thinking skills to solve successfully. The Midterm and Final exams, as well as the written assignments, build on these skills.


- **Valuing Diversity:** You will identify, summarize, and possibly be asked to defend alternative viewpoints or approaches to major historical themes and issues within the course content

Upon completion of this course, you should be able to:

\* write college-level reports, papers, and essays

## TEXTBOOKS

The textbook for this course is:



**William J. Duiker, Contemporary World History, 6th edition.** Cengage Learning, 2015. ISBN: 1285447905.

## GRADES

Grading in this course is based upon **the total number of POINTS** you earn over the semester. To earn points, you have required work that you must complete, and you have the opportunity to accumulate "additional" points toward your final course grade. Both are described below. You should note, however, that "additional" points work counts only upon completion of all required course work!

**All assignment grades will be on the basis of point value (not percentage!!), as shown below:**

Maximum

	Points	
<b><u>Required</u></b>		
2 Topic Papers @ 50 points each	100	
Team Topic Presentation	50	
Midterm Exam	100+	(additional points may be available!)
Final Exam	100+	(additional points may be available!)
Participation	50	
10 Quizzes @ 5 points each	50+	
2 In-Class Assignments @ 25 points each	50	
<b><u>Optional</u></b>		
up to 3 Additional Points Papers	???	
1 Extra Credit Quiz	5	
-----	----	
<b>Maximum Possible Points</b>	<b>500+</b>	

**Your final course grade will be determined according to the following scale:**

Points	Grade
450 – 500+	A
400 – 449	B
350 – 399	C
300 – 349	D
below 300	F

*The grade of **A** reflects excellence. The A work offers a well-focused and organized discussion appropriate to the instructor's assignment, reflects critical use of all relevant materials, and demonstrates effective and formal writing requirements. Work must demonstrate outstanding efforts to identify and use varied and pertinent evidence from all available sources, to employ those materials critically in the text of the papers, and to provide error-free citations of those resources. A work is handed in on time.*

*The grade of **B** represents work beyond satisfactory and indicates the work was completed in an appropriate and competent manner and, in general, demonstrates a strong attempt at original and critical analysis, writing, and research. Work must demonstrate beyond satisfactory efforts to identify varied and pertinent evidence from all available sources. The B paper may contain a*

*number of minor errors of grammar or citation, and its thesis or its conclusions may be undeveloped or too weakly supported. B work is handed in on time.*

*The grade of **C** indicates that the work was done in a satisfactory or appropriate fashion and represents the average work expected for college courses. In order to obtain a C grade, your work must adhere to all of the assignment's minimum requirements to include but limited to page/word requirements, number of sources, types of sources, and proper citation method. The work is organized around a central idea with arguments supported by relevant examples from the available sources. The work is structured into correctly written paragraphs and sentences. Although fulfilling the assignment, the C work may exhibit one or more weaknesses including, but not limited to, errors of punctuation and grammar, imprecise or incorrect word use, inaccurate or uncritical use of materials, occasional inconsistency of organization or development, and lack of direct relevance of the selected research materials to the topic. C work is handed in on time.*

*The grade of **D** indicates that the work may have a poorly defined topic or thesis, lacks clear focus or organization, and contains unsupported generalizations or conclusions. Research support (citations) is inadequate, not clearly relevant, or improperly documented. A less-than-minimal research effort is evident. D works fails to obtain the required page or word minimum requirement. The work may also suffer from numerous or major formal writing errors. D work fails to adhere to any of the assignment's minimum requirements. D work may not have been handed in on time.*

*The grade of **F** indicates that the work is not clearly relevant to the assignment and that its topic and thesis are poorly focused or defined. The work may display inadequate organization or development, unsupported generalizations, and nonstandard formal features (including language usage, sentence structure, and paragraphing). Research support (citations) is absent, or irrelevant to the assignment. F work may not have been handed in on time.*

**Grade of Incomplete:** An "I" indicates that the course objectives are not yet fulfilled. It is your responsibility to request, if needed, the assignment of an incomplete grade. MY decision of whether or not to authorize an Incomplete is final. To qualify for consideration of an Incomplete, YOU must:

-- have completed at least 75% of the required class work with a grade of "C" or better (as determined by adjusting the Grading Scale to the ratio of points available for the work completed);

-- prior to the end of class, arrange a mutually agreed upon time period for completion of the remaining work, then complete and sign a Contract for Incomplete Grade form. I can allow up to one full semester for you to complete the missing work.

-- complete the remaining work within the agreed time period and submitted to me;

--Incompletes not completed by the end of the following semester become an "F", failing the course. **YOU** have the responsibility of making sure the work is delivered by the deadline we will have set.

You should note that I **RARELY** approve Incompletes as experience has shown that, despite best intentions, the remaining work is usually not completed. So, before you ask for an Incomplete, **YOU** need to have a **very** good reason for not completing the work on time, a solid plan to accomplish its completion, and a convincing discussion with me.

## **YOUR RESPONSIBILITIES**

**Your first responsibility is to familiarize yourself with this syllabus.** This syllabus is my contract with you on how this course will be conducted and its expectations.

**KNOW THE RULES! I cannot stress this enough!** As with life, half of the job is knowing--and meeting--the expectations. Should something be unclear, it is **YOUR** responsibility to contact and discuss it with me immediately. Do not wait until after the course is over to say that there was something that you didn't understand or ask to do additional work - by then it's too late!

### **Your Computer and Desire2Learn**

This class uses Desire2Learn (D2L) to assist in submitting papers, electronic communication, and delivery of course content. **It is YOUR responsibility to ensure that you have complete accessibility!** This means that:

-- you have computer and network access, either through a personal computer or through the Student Computer Lab;

-- you are familiar with D2L and its functions. Full understanding and developing competence with it is YOUR responsibility. Assistance on D2L basics is available through the Student Computer Lab.

-- pop-up blockers are turned "off"

-- the necessary software, such as Java, is set up on your PC.

## **PAPER SUBMISSION**

*"If it wasn't for the last minute, we'd never get anything done around here" -- corporate joke*



YOU are responsible for **TIMELY** submission of your work. **Do NOT wait until the "last minute" to submit a paper or take a quiz!** With all technology there is maintenance downtime. Then too, there's Murphy's Law: anything that can go wrong, will, and at the worst possible moment. Computers are malicious beasts: they--or the gremlins inside, exactly which is still up to debate--love to "get" us ordinary people. Anticipate this possibility and plan accordingly. Failure to submit work on time because "the system was down" or "my computer doesn't work" or "the dog ate my laptop" are **NOT** acceptable excuses for missing work. If all else fails, you can always use the PCs in the Student Computer lab - the computers there are relatively tame!

For this class we will use Desire-2-Learn (D2L), an online software system provided by the college, for class email, electronic submission of papers, messages, posting of discussions and grades, and emergency notification.

### **Time and dates used by the class**

\* For online submissions for this class, we will use the system time in D2L to determine lateness.

\* **Submissions after the Due Date & time will NOT be accepted. Plan accordingly.** Think of the due dates as you would a flight: get to the airport early because the plane will not be called back for you, whether you're two minutes, two hours, or two days late.

## **PARTICIPATION AND DISCUSSION**



Discussion is the practice that makes perfect in studying History. Since this is a survey course, we will be covering a number of broad subjects and their interrelationship to the history of Latin America. Understandably, some topics may hold more interest for you than others, but that should not prevent you from making a meaningful contribution to each discussion. Your participation will make the class more valuable for all and will help you develop a deeper understanding and appreciation of the 20th Century World.



*Obviously, to participate in the discussion, you must be in class...and awake, lol!*

## **IN-CLASS ASSIGNMENTS**

*There will be 2 assignments which will be conducted in-class during the semester. Specific details will be discussed in the class prior to the actual event. Your participation in these is **MANDATORY!** Failure to attend or participate will result in the loss of the ability to gain additional points toward your final course grade.*

*Please note: Due to the nature of the exercise, you may not be allowed to participate if you arrive late!*

*If you are unable to attend on the date scheduled for the assignment, **SEE ME AT ONCE!** You may be allowed, at my discretion, to write a 1000-word paper on the topic in lieu of participation. This is available **ONLY** if arranged prior to the assignment.*

## **QUIZZES**

*Quizzes are part of your required Unit assignments. All quizzes are online, and each contains 10 randomized multiple-choice questions worth 1/2 point*

each, for a total of 5 points toward your course grade. The quiz results are usually immediately available once you have completed the quiz.

*You may take each quiz over until you are satisfied with your grade.* However, the questions are randomized, so you may not be asked the same questions, nor will the correct answer be provided - that you must look up!

The first quiz is an orientation quiz consisting of questions related to the syllabus. The unit quizzes cover the required unit readings. Completion of these quizzes is **required** for "optional work" points to count! Further, **NONE** of the unit quiz points will count toward your course grade UNTIL you have completed the online syllabus quiz!

## EXAMS

There will be two exams in this course, a Midterm and a Final, each worth up to 100 points. They will consist of **essay** questions and, on the Final, **identifications** developed from class lectures and the assigned readings. An optional bonus essay question worth additional points may be included.



*\* TO DO WELL ON THE EXAMS YOU MUST READ THE ASSIGNED READINGS, ATTEND AND PARTICIPATE IN CLASS REGULARLY!*

*\* Exams for this course will be given IN CLASS.*

*\* For each exam you will need to bring a blank BLUE BOOK with absolutely NO writing on or in it!*

*\* You may NOT leave the room while the exam is in progress unless you are finished. If you do leave the room for any reason without my express permission, you are finished with the exam.*

*\* There will be NO MAKE-UP of missed exams! If you are unable to take the exam at the scheduled time, you MUST make arrangements with me IN ADVANCE!*

## **WRITTEN ASSIGNMENTS: OVERALL RULES**

You've come to college to get the training and knowledge you need for the workplace. Every workplace has its rules and, as an employee, you have a responsibility to meet those requirements if you want to stay employed. If your manager at your workplace asks you to produce a report for him to take to an important meeting, delivering that report a day or two after that meeting could have dire consequences for your continued employment. **The same applies here.** You are expected to meet those requirements and delivery dates for the assigned work.

All written assignments **MUST** be submitted through the appropriate D2L dropbox. Written assignments **MUST** be **YOUR** work in **YOUR** words. If you use materials prepared by others in your paper, you **MUST** provide appropriate references (footnotes). Failure to do so is plagiarism and is subject to the penalties described later in this syllabus. Papers will be submitted to Turnitin.com to check for plagiarism.

\* All works submitted are required to be **new, original** works created specifically for **THIS** class. Papers written for, or modified from, works submitted to other classes or previous history classes will **NOT** be accepted.

\* **"Cutting-and-pasting"**, that is, using large blocks of other people's work and attempting to mask it with the insertion of a few words of your own here and there, is unacceptable, even if an appropriate citation is provided. Instead, **paraphrase**: take what that author has said and put it in **YOUR OWN WORDS**, then provide the appropriate citation to give that person due credit.

\* **PROTECT YOUR WORK!** Any paper that is, in my judgment, substantially similar to that of another student's will result in **BOTH** students being subject to plagiarism penalties.

\* **WORD COUNT**: the actual body of the paper, starting with the first word of the first paragraph and ending with the last word of the last paragraph. Word count for this class does **NOT** include such things as your name, date, page number, title of the paper, or other information generally required for identification and submission of any paper (the "mechanicals"). Footnotes and bibliographies are also not counted - these have their own requirements.



### **SPECIAL NOTICE TO WORD 2007/2010**

**USERS:** There is a hidden setting which, if set, includes footnotes, etc., in your word count without your knowing it! You **MUST** make sure that this option is turned off to get a reliable count!

*To check the option, click on the word count at the bottom left of the screen.*

*--> When the pop-up window appears, make sure that the check box in it is **NOT** checked.*

*--> If it is checked, footnotes will be included in the word count even if you select only text!!*

### Short and Late Submissions

\* Papers that fail to meet the required word length will lose **1/2 point** for every word short of the requirement. They may be revised and resubmitted at MY discretion, provided there is time in the semester.

Resubmissions will incur a point deduction for the additional work required.

\* All written assignments **MUST** be submitted through the appropriate D2L dropbox; you will be penalized if an assignment is submitted any other way.

\* **Papers are due on the date and time listed in the Class Schedule.** The dropboxes close when the deadline date & time is reached for an assignment, so YOU need to make sure you're there on time! (Just like the airport!).

\* I MAY accept a late paper, at MY discretion, but it will cost you substantial points since that requires special handling. The longer past the due date, the less likely I will accept it, but if I do the point penalty also increases substantially. Please note: because of end-of-semester timing, I usually DO NOT accept Research Papers more than 2 days late - so don't be late, **REALLY!**).

\* **Papers are most definitely NOT accepted after the last official day of class** unless as a result of an Incomplete.

### **...and an Opportunity!!**

Claro, RRCC's scholarly journal, publishes high-quality student academic work. Publications look great on scholarship applications and resumes. If you do superior work on any assignment for this class, see me or contact **Stina French**, the editor, about including it in Claro! Claro accepts any type of academic work, including research papers!! Go to [www.rrcc.edu/claro](http://www.rrcc.edu/claro) to view online versions of the last two editions.

### **PAPER GUIDELINES**

All papers must conform to the following:

*"Half of success is simply following the rules."*



- \* all papers for this class **MUST** be related to 20th Century World History.
- \* **all submissions must be in a Microsoft Word document.** You have the responsibility of ensuring that it is readable by Word and does not contain any viruses.
- \* an electronic copy **must** be submitted through the class website. I will post comments on your papers (where they were submitted on the website) as time permits.
- \* your name, date, and course number on top right of first page.
- \* number all pages: Last name / page number.
- \* **footnote** (not endnote) all quoted material. Footnoting of source material is a critical component of your paper. **Failure to footnote--i.e., giving due credit to other people's work-- is plagiarism.** See the section on plagiarism for penalties.
- \* a bibliography is required as the last page for all major (1800 words or more) papers. Required papers not having a bibliography will face

*significant* loss of points; optional papers that do not have a required bibliography will not be accepted.

*\* significant points may be deducted if the above formatting requirements are not followed.*


## **TOPIC PAPERS**

You are responsible for researching and preparing two **MINIMUM 1500-word papers** on topics of your choosing in this period of 20th Century World History. A sample of a completed Topic paper is available through "Topic Paper Help" in Content on the class D2L homepage.

### **The Topic Paper process**

#### **Topic Paper #1**

- \* Step 1: In our first class, you will join a "Topic Team" and will decide on a general topic within which members of the team will research collectively.
- \* Step 2: You will decide on your specific topic within the team's general topic.
- \* Step 3: On the morning of the second day of class, we will go to the library so you and your team can research your topic.
- \* Step 4: On the afternoon of the second day of class, and in the evening of our third class, you will work with your team members in a "Round Table" to develop each member's specific topic within the team's overall topic.
- \* Step 5: For the first topic, you will write and submit a Topic Paper on your specific topic.



#### **Topic Paper #2**

- \* Step 1: At the end of our third class, we will form new "Topic Teams" and will decide on a new general topic within which members of the team will research collectively.
- \* Step 2: You will decide on your specific topic within the team's general topic.
- \* Step 3: You will work independently to gather the research for your's and the team's topic.
- \* Step 4: On the afternoon of the fourth day of class, and in the evening of our fifth class, you will work with your team members in a "Round Table" to develop each member's specific topic within the team's overall topic.
- \* Step 5: For the second topic, you will write and submit a Topic Paper on your specific topic.
- \* Step 6: Prior to the Final Exam on the last day of class, for up to 10 discussion points, each team will present to the rest of the class a report on their general topic, with each team member giving a 2-minute summary of their second Topic Paper.

### **Topic Selection and Requirements**

- \* Your topic may be on ANYTHING related to 20th Century World History from 1900 to the present.
- \* Teams MUST receive my approval of their chosen topic. My job is to ensure that the topic is neither too big or too small and that you will be able to find sufficient material to accomplish a paper of the required length.
- \* you may use any **credible academic** work from any source (book, journal, Internet, etc.) to research the topic except the course textbook or other similar college history textbooks.

-- You WILL lose points if non-academic sources (such as Wikipedia, Answers.com, Infoplease, etc) are used. Web sources generally do not provide the in-depth information and analysis you need for a paper of this nature, a 4-page web page cannot possibly replace a solid, 150-page book written by an expert on the topic. *Besides, anybody can put anything on Wikipedia - and sometimes it's even true!*



-- Reference works, such as encyclopedias, may be used and must be cited in your bibliography but do NOT count as an academic source since they generally do not express opinions on the topic.

\* You are **required** to have *at least 5 sources, of which at least 2 MUST be academic BOOKS on the subject.* You WILL lose significant points if fewer or prohibited works are used.



- \* The Topic Paper MUST be **your** work compiled from a variety of sources, not a rework of somebody else's article, work, or paper. This MUST be a NEW work, not a resubmission of a paper previously submitted to another class.
- \* if you use of large blocks (ie, more than 30 words) of quoted material, you MUST increase the word length of your paper by a corresponding number of YOUR words!
- \* The last page of your paper must be a bibliography of the materials used in your paper, with citations in Chicago format. Help and links for Chicago format are available on the class website.
- \* **This paper is due by the date posted in the Class Schedule.** Early submission is encouraged.
- \* When writing, keep in mind I am looking for *quality* in your words, not filler! Attempts at 'padding' with extraneous verbiage to meet the word count will cost you points!
- \* an example of a complete Topic Paper is available on the class website.
- \* submit the work using the appropriate "Topic Paper" link in "Dropbox". You will lose points if you submit the work elsewhere.

## **ADDITIONAL POINTS TOWARD YOUR COURSE GRADE**

You have the opportunity to earn additional points toward your final course grade by writing up to three (3) Additional Points papers. Certain basic rules apply:

**-- you must complete all of the required work for this course for these papers to count;**

- \* a major paper of at least 1800 words in length (50 points each... footnoted citations and bibliography required!)

-- further, if you do this much work on an additional points paper, I will give you the opportunity to earn up to an additional 50 points by describing it to the class in a no more than 10 minute presentation! See me to schedule the presentation.

\* a moderate-length essay of at least 1400 words in length (25 points each)

\* a concise essay of at least 800 words in length (10 points each)

Additional Points Papers MUST be on a topic in 20th Century World History during the time period covered by this class. While you do not need my approval of topic, if you're not certain about it, see me! If it's not, I can help you arrive at a suitable topic.

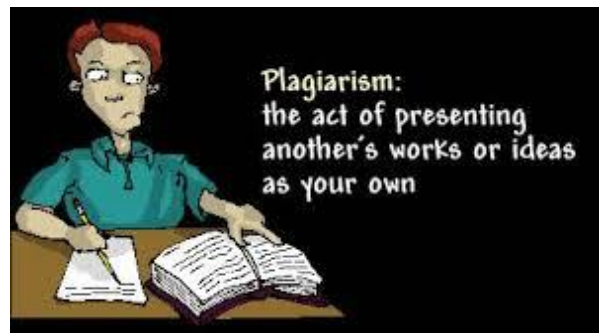
Note that Additional Points papers:

-- MUST be **YOUR** work compiled from a variety of sources, not a rework of somebody else's paper;

## SCHOLASTIC DISHONESTY

Scholastic dishonesty includes, but is not limited to: cheating on tests, plagiarism, and collusion. D2L automatically forwards your submitted papers to *Turnitin.com* to be checked for plagiarism. Be sure to use appropriate references (footnote citations!) when utilizing materials prepared by others.

Plagiarism is grounds for failing an assignment or course and/or disciplinary action from CCD. **DO NOT PLAGIARIZE.** In simplified terms, **plagiarism** is when a writer deliberately uses in their own work someone else's language, ideas, or other original (ie, not common knowledge) material **without acknowledging its source.** In other words, presenting somebody else's work as your own, and that is **STEALING.** Even if you summarize or paraphrase the information (paraphrasing is the rearranging of the



order of a sentence or words), properly cite the source. Ethical writers make every effort to acknowledge sources fully and appropriately in accordance with the context and genres of their writing.

Some common forms of plagiarism are:

- word-for-word copying of another person's ideas or words;
- interspersing one's own words within a document while, in essence, copying another's work;
- rewriting another person's work while still using the original author's fundamental idea or theory;
- inventing or counterfeiting sources;
- submitting another person's work as your own;
- neglecting quotation marks on material that is otherwise acknowledged.

This is not a complete list of the forms of cheating on written work. If you are in doubt, ask!

**ONE LAST THOUGHT TO CONSIDER:** with technology, the papers you produce for this class and others will be around for a long time to come. I may not catch plagiarism in your papers--though don't bet on it!--but think of the consequences to your career and reputation and perhaps family if, at some time in the future, someone else discovers it. Think of the people who have made the news because they plagiarized a paper years, even decades, before - a quick web search will reveal them and the consequence of their fraud. *Please, don't let yourself become one of them!*

## CONSEQUENCES:

I recognize that crediting sources may be new to you and that you may make mistakes in citation format, use of quotations, footnoting, or even when and what to cite. These mistakes are usually distinguishable from fraud and will be given consideration accordingly if, *in MY judgment*, it appears that a good-faith effort is being made to give due credit through proper citations.

The penalties for plagiarism are:



## TOPIC PAPERS

- \* If the amount of text plagiarized is less than ten percent of the paper AND appears *in MY judgment* to be unintentional, you may lose up to ten percent of the paper's total point value.
- \* If the amount of text plagiarized is greater than ten percent, or is the second occurrence, you will receive a ZERO for the paper, all Additional Points are forfeited, and the History Department administration will be notified with appropriate documentation of the incident.

## ADDITIONAL POINTS PAPERS

Acquiring additional points toward your class grade through the completion of Additional Points Papers is intended as a bonus for the student dedicated to achieving success in this course. As with any bonus, the granting of points is voluntary--not obligatory--on my part. To gain these points, these papers MUST be your work largely in your words and properly footnoted for the words that are not yours, as described above.

Consequently, ANY Additional Points paper found to contain plagiarized material will be penalized as follows:

- \* first offense: you will receive a "zero" for the paper, a written warning, and all Additional Points are forfeited.
- \* second or subsequent offense: you will receive an "F" for the course grade and History Department administration will be notified with appropriate documentation of the incident. Further action may be taken by college administration.

## EXAMS

Regardless of the amount plagiarized, you will receive a ZERO for the exam, all Additional Points are forfeited, and History Department administration notified of the incident. Further action may be taken by college administration.

## ATTENDANCE AND DROP POLICY

*"If you want to pass, you gotta be in class."*

Attendance and class discussion are critical to learning history. Class discussion contains a major part of the detail information you will need for both the midterm and final examinations, providing additional historical background and context as well as contributing to your success in developing your essays. To track attendance, I will provide a sign-in sheet for each class, except on exam days, for you to sign upon arriving in class. If you arrive late, please have the courtesy to wait until the end of class to sign in.

RRCC policy provides that students MAY be dropped after missing more than six (6) hours of class time. I will **NOT** drop you from class. Dropping a class is YOUR responsibility. ***If you simply quit coming to class, fail to complete the required course work, and do not withdraw yourself from class, you will receive a course grade based solely on the points you have at that point, which usually is an 'F'.***

circumstances arise that sometimes necessitate dropping a course. There are in the Student Handbook specific rules and requirements that you must follow in order to drop a class. Should you find yourself in this position, YOU must make those arrangements but be assured that you are welcome to take this course with me at a time that works better for you.

**"NO SHOWS"**: if you do not show up for class, you will be dropped as a "no show" after approximately the first week of classes. You must make sure I know you're in class by responding during "roll call" for the first two classes, and ensuring that you've signed the sign-in sheet for each class thereafter. This also ensures that you receive discussion credit, part of which is based on your being there. If you arrive late, make sure I have you marked as "present" on the attendance sheet before you leave class!

## STUDENT COURSE REINSTATEMENT POLICY

You have a responsibility to arrange payment for their classes when you register, either through cash, credit card, financial aid, or the installment plan. Faculty members have a responsibility to check our class rolls regularly, especially during the early weeks of a term, and reconcile the official class roll to ensure that no one is attending class whose name does not appear on it.

If you who are dropped from this course for nonpayment of tuition and fees, you will not be permitted to attend class until satisfactory financial arrangements have been made with the business office. YOU must ensure that you are reinstated and, if reinstated, YOU are responsible for catching up on all missed class lectures and assignments.

## **OFFICE HOURS**

I am here to work with you if you need assistance. If you are having trouble with the course, addressing the problem early is far more effective than waiting until the last moment. While as an adjunct I do not have a designated office or specific hours, I can easily meet with you before or after class, or you may contact me through class email and we can make other arrangements to meet, if necessary.



## **ELECTRONIC DEVICES IN THE CLASSROOM**

Cell phones and pagers in the classroom are disruptive to discussion and discourteous to your fellow students. All electronic communications devices should be muted or turned off prior to the start of class. If you must receive a call, quietly leave the classroom and return when you have completed your business. Do not take the call in class!

Additionally, since technology now permits transmission of data and pictures over electronic communications devices, use during an exam will be interpreted as an attempt at cheating and will result in a "zero" for the exam.

Except during exams, laptops and recording devices are accepted in class. Remember, though, if you end up with few discussion points or miss

information needed in an exam essay because you were surfing the net or playing computer games in class, you have nobody to blame but yourself! *And be warned: during lectures I love to seek out and call on students who's attention is "elsewhere" and bring them back into the discussion!*

## **STUDENTS WITH DISABILITIES**

Red Rocks Community College, in compliance with federal guidelines, is committed to equal educational opportunity by assuring otherwise qualified students with disabilities equal access to RRCC programs and activities that are provided to students without disabilities. An otherwise qualified person with a disability is a student who meets the academic and technical standards required for admission or participation in all educational programs and activities.

### **Eligibility**

To ensure the provision of reasonable and appropriate services at Red Rocks, students with disabilities must identify themselves in a timely manner to the Office of Disability Services (ODS), Room 1182, Learning and Resource Center, 303-914-6733., in order to be eligible for the requested accommodation(s). Current and comprehensive documentation must be on file with the office prior to approval of the accommodation.

I strongly encourage students self-disclose their disabilities at the beginning of their academic experience because accommodations are not retroactive.

RRCC will provide accommodations for qualified students with disabilities through communication with mer via an Accommodation Certificate and your conversation with the Office of Disability Services. To request accommodations, contact the Office of Disability Services; Director, Jacquie Stanton at your earliest convenience. The Office of Disability Services located in the Learning and Resource Center (LARC) in Room 1185. You can contact Jacquie at **303.914.6731 V/TDD** or email **[jacquelyn.stanton@rrcc.edu](mailto:jacquelyn.stanton@rrcc.edu)**. I will make every reasonable effort to provide accommodations for students with a disability upon proper notification.

The Office of Disability Services also recruits volunteer and paid note takers to assist in providing this service to other students. Contact the office for more information.

## **Mental Health Counselor**

Feeling stressed? Overwhelmed by life? We now have a full-time Mental Health counselor on campus, Deborah Hunt, Ph.D., LCSW. Her schedule is posted on the door in the Learning Commons, Room 1268, titled "Counseling" or you can look it up online at <http://www.rccc.edu/counseling/contact.html>.

## **EMERGENCY & BAD WEATHER PROCEDURES**

### **Emergency Procedures:**

Information on how to respond during an emergency at RRCC and an evacuation map are posted in each classroom. Please review this information.

### **Bad Weather & Class Cancellation:**

To see if the campus is closed due to bad weather, call **303-914-6555** or on the Internet at [www.rccc.edu/closing/index.html](http://www.rccc.edu/closing/index.html). I will also post a notice on the class D2L homepage as soon as I know that a class will be cancelled due to weather or other reasons.



## **OTHER**

Please read your *Student Handbook* carefully. You have certain responsibilities to your fellow students and faculty. Should you decide to be disruptive, I will follow the procedure outlined in the *Handbook*

This syllabus is meant as a guide and is subject to change at the discretion of the instructor as circumstances require. Should a change be necessary, I will notify you of the change during our regular class period and in the message area on the D2L class home page.

***... and now, a message from our sponsor.***



There is a great deal of information here that can seem overwhelming or intimidating. Let me assure you that this information is for YOUR benefit so there will be no misunderstanding between us. **This is MY contract with YOU!** As with everything in life, there are certain rules to the game. **Half of succeeding is knowing what those rules are** - if you are ever in doubt about them, ASK! The other half is work, and that is up to YOU.

History CAN be fun. Quite often you will find, as I have, that it's like uncovering a mystery or piecing together a great puzzle. The reward comes when you suddenly realize that history is happening all around you. I expect that many of you will contribute to history in some way, be it large or small. You need to be prepared for your role in this great human drama.

I will do my part in making events that happened decades or centuries ago as meaningful to today's world as possible. We will explore themes and events in history that your high school textbooks never discussed, and look at people and events from differing viewpoints. Some of what we read and discuss may even challenge what you think you know about this nation. Are you up to the challenge?

Now, let's find out what really happened in the world during the 20th Century!





## ***20th Century World History - Fall Weekend 2015***

<p style="text-align: center;"><b>HIS 247 - 601, crn: 21162</b></p> <p style="text-align: center;"><b>Fall Semester: Weekends of October 9 - October 24, 2015</b></p> <p style="text-align: center;"><b>Friday evenings 5:00 - 10:00 pm and Saturdays 8:00 am - 5:30 pm</b></p>	<p style="text-align: center;"><b>Instructor: Dr. Daniel G. Donalson "Dr. D."</b></p> <p style="text-align: center;"><b>email: use class D2L email</b></p> <p style="text-align: center;"><b>alternate: <a href="mailto:daniel.donalson@rrcc.edu">daniel.donalson@rrcc.edu</a> (emergency only, please!)</b></p>
---	--

## **Course Schedule**

***Please note: all times are approximate and may be adjusted as determined by the Instructor and Class Interest.***

Date	Time	Quiz	Assignment
Class Session #1: Friday, October 9	5:00 - 6:00	--	Introductions
	6:10 - 7:30	--	Review Class Syllabus & Schedule

	7:40 - 9:00	--	Lecture: The World in 1900
	9:10 - 10:00	--	Form Topic Teams, choose general team topic. For next class: Duiker, <i>Contemporary World History</i> , Chapters 1 - 6
Class Session #2: Saturday, October 10	8:00 - 9:15	Orientation Quiz	Lecture 1: 1900-1914 End of an Era
	9:30 - 10:30		Library: Topic Research
	10:45 - 12:00		Lecture 2: 1914-1918 World War I; 1919: the Treaty of Versailles
	12:00 - 1:00		Lunch Break
	1:00 - 2:15		Lecture 3: 1919-1939 20-Year Truce
	2:30 - 3:50		Topic Teams "Round Table" session
	4:00 - 5:30	1 - 4	Lecture 4: 1939-1945 World War II For next class: Duiker, <i>Contemporary World History</i> , Chapters 7 - 12 <i>In-class assignment #1 debate question posted</i>
Class Session #3: Friday, October 16	5:00 - 6:30		Lecture 5: 1945-1950 Europe Divided
	6:40 -		Topic Teams "Round Table" session

	7:30		
	7:40 - 8:30		Lecture 6: 1950s Korea and The Cold War
	8:40 - 10:00	5 - 6	Midterm Exam Review
Class Session #4: Saturday, October 17	8:00 - 9:15		<i>Topic Paper #1 due by 8:00 am.</i>  Lecture 7: 1960s JFK, Counterculture, Vietnam, and the Space Race
	9:30 - 12:00		<i>In-class Debate #1</i>
	12:00 - 1:00		Lunch Break
	1:00 - 2:15		Lecture 8: 1970-1989 Detente
	2:30 - 3:45		Topic Teams "Round Table" session  For next class: Duiker, <i>Contemporary World History</i> , Chapters 13 - 16  <i>In-class assignment #2 debate question posted</i>
	4:00 - 5:30		<i>Midterm Exam - bring BLANK Blue Book and pencils!</i>
Class Session #5: Friday, October 23	5:00 - 6:00		Return and review Midterms
	6:10 - 7:30		Lecture 9: 1990s - The Fall of Communism and a New World Order

	7:40 - 8:45		Topic Teams "Round Table" session
	9:00 - 10:00	7 - 10	Final Exam Review
Class Session #6: Saturday, October 24	8:00 - 9:15		<i>Topic Paper #2 due by 8:00 am.</i>  Lecture 10: 2001 to Present, 9/11, and War by Terror
	9:30 - 12:00		<i>In-class Debate #2</i>
	12:00 - 1:00		Lunch Break
	1:00 - 2:15		Topic Presentations
	4:00 - 5:30		<i>Final Exam - bring BLANK Blue Book and pencils!</i>  <i>-- All Quizzes and Additional Points papers due by <u>11:59 pm.</u></i>