

# 20<sup>TH</sup> CENTURY WORLD HISTORY / HIS247-601

---

## Spring Semester 2017 Weekend Syllabus

### CONTACT INFORMATION

**Instructor: Dr. Daniel G. Donalson "Dr. D."**

**Office & Office hours:** see me in class!

**Email: use class D2L email –or--alternate: [daniel.donalson@rrcc.edu](mailto:daniel.donalson@rrcc.edu) (emergency only, please!)**

### REQUIRED TEXTBOOK/COURSE MATERIALS

**Textbook: William J. Duiker, *Contemporary World History, 6th edition*.** Cengage Learning, 2015. ISBN: 1285447905.

### COURSE DESCRIPTION:

Investigates the major political, social, and economic developments, international relationships, scientific breakthroughs, and cultural trends that have shaped the various global regions and nation-states from 1900 to the present. Emphasizes the interactions of global regions and nation-states.

This course is one of the Statewide Guaranteed Transfer courses. GT-H11

Credit hours: 3

### COURSE PREREQUISITE/CO-REQUISITES











This course is an ***INTENSIVE*** 3-week course that will require YOUR CONCENTRATION, DEDICATION, AND FOCUS. While it's attractive to complete an entire course so quickly, realize that *we will be compacting an ENTIRE semester's worth of work within this session!* I won't kid you: this class will be hard simply because of the limited time available to complete so much.

***DO NOT ATTEMPT THIS COURSE UNLESS YOU'RE WILLING AND ABLE TO DEVOTE THESE THREE WEEKS TO THIS COURSE!***

### COURSE COMPETENCIES

A GT Pathways History course:

- Introduces students to the method of historical inquiry, which involves asking an important historical question, investigating and analyzing historical sources, and drawing conclusions.
- Employs historical thinking and concepts, which include context, change over time, continuity, multiple causation, and human agency.
- Investigates multiple historical primary sources and secondary accounts.
- Analyzes multiple perspectives to create written narratives, interpretations, or syntheses.

- [GT Pathways Matrix of Required Content Criteria and Competencies with Student Learning Outcomes](#)
  - [Civic Engagement](#) 
  - [Creative Thinking](#) 
  - [Critical Thinking](#) 
  - [Diversity & Global Learning](#) 
  - [Information Literacy](#) 
  - [Inquiry & Analysis](#) 
  - [Oral/Presentational Communication](#) 
  - [Problem Solving \(for future adoption by GT-MA1\)](#) 
  - [Quantitative Literacy](#) 
  - [Written Communication](#) 
  -
- All other course descriptions and competencies: [CCCS Common Course Numbering System](#)

## COURSE COMPETENCIES

The Colorado Commission on Higher Education has approved HIS 247 for inclusion in the Guaranteed Transfer (GT) Pathways program in the GT-History category. For transferring students, successful completion with a minimum C-grade guarantees transfer and application of credit in the GT Pathways category. For more information on the GT Pathways program, go to visit [the CO Department of Higher Education](#) website.

## COURSE REQUIREMENTS

[Enter course requirements and student expectations here. Clearly explain what your students need to do to be successful in this course.]

## GRADES

Grading in this course is based upon *the total number of POINTS* you earn over the semester. To earn points, you have required work that you must complete, and you have the opportunity to accumulate "additional" points toward your final course grade. Both are described below. You should note, however, that "additional" points work counts only upon completion of all required course work!

**All assignment grades will be on the basis of point value (*not percentage!!*), as shown below:**

	Maximum Points	
<b><u>Required</u></b>		
2 Topic Papers @ 50 points each	100	
Team Topic Presentation	50	
Midterm Exam	100+	(additional points may be available!)
Final Exam	100+	(additional points may be available!)
Participation	40	
Historiography Exercise	10	
10 Quizzes @ 5 points each	50+	
2 In-Class Assignments @ 25 points each	50	

	<b>Optional</b>	
up to 3 Additional Points Papers		???
1 Extra Credit Quiz		5
-----		----
<b>Maximum Possible Points</b>		500+

Your final course grade will be determined *according to the following scale:*

Points	Grade
450 – 500+	A
400 – 449	B
350 – 399	C
300 – 349	D
below 300	F

### IN-CLASS ASSIGNMENTS

There will be 2 assignments which will be conducted in-class during the semester. Specific details will be discussed in the class prior to the actual event. Your participation in these is **MANDATORY!** Failure to attend or participate will result in the loss of the ability to gain additional points toward your final course grade.

*Please note: Due to the nature of the exercise, you may not be allowed to participate if you arrive late!*

If you are unable to attend on the date scheduled for the assignment, SEE ME AT ONCE! You may be allowed, at my discretion, to write a 1000-word paper on the topic in lieu of participation. This is available ONLY if arranged prior to the assignment.

### QUIZZES

Quizzes are part of your required Unit assignments. All quizzes are online, and each contains 10 randomized multiple-choice questions worth 1/2 point each, for a total of 5 points toward your course grade. The quiz results are usually immediately available once you have completed the quiz.

**You may take each quiz over until you are satisfied with your grade.** However, the questions are randomized, so you may not be asked the same questions, nor will the correct answer be provided - that you must look up!

The first quiz is an orientation quiz consisting of questions related to the syllabus. The unit quizzes cover the required unit readings. Completion of these quizzes is **required** for "optional work" points to count! Further, NONE of the unit quiz points will count toward your course grade UNTIL you have completed the online syllabus quiz!

## EXAMS

There will be two exams in this course, a Midterm and a Final, each worth up to 100 points. They will consist of **essay** questions and, on the Final, **identifications** developed from class lectures and the assigned readings. An optional bonus essay question worth additional points may be included.



*\* TO DO WELL ON THE EXAMS YOU MUST READ THE ASSIGNED READINGS, ATTEND AND PARTICIPATE IN CLASS REGULARLY!*

\* Exams for this course will be given IN CLASS.

\* For each exam you will need to bring a blank BLUE BOOK with absolutely NO writing on or in it!

\* **You may NOT leave the room while the exam is in progress unless you are finished.** If you do leave the room for any reason without my express permission, you are finished with the exam.

\* There will be **NO MAKE-UP** of missed exams! If you are unable to take the exam at the scheduled time, you **MUST** make arrangements with me IN ADVANCE!

## TOPIC PAPERS

You are responsible for researching and preparing two **MINIMUM 1500-word papers** on topics of your choosing in this period of 20th Century World History. A sample of a completed Topic paper is available through "Topic Paper Help" in Content on the class D2L homepage. Details are listed in "Topic Paper Guidelines" in the Content section of the class D2L website.

*Please note: overall rules for written work and specific paper requirements are also given there!*

## COURSE POLICIES

Census Date (last day to drop with a refund): **Saturday, February 4**

If you drop a class before the drop date you are not responsible for payment, and you will not lose College Opportunity Fund (COF) credits. Additionally, a dropped course will not be visible on your permanent student record. If you are on financial aid, you should consult a financial aid advisor before dropping a class.

---

WITHDRAW DATE (LAST DAY TO WITHDRAW WITH A "W") : **FRIDAY, FEBRUARY 10**

You can withdraw between the drop and withdrawal dates without affecting your grade point average. However, if you withdraw from a class you will be responsible for full payment and you will lose COF credits. If you are on financial aid, you should consult a financial aid advisor before withdrawing from a class.

## ATTENDANCE POLICY

Attendance and class discussion are critical to learning history. Class discussion contains a major part of the detail information you will need for both the midterm and final examinations, providing additional historical background and context as well as contributing to your success in developing your essays. To track attendance, I

will provide a sign-in sheet for each class, except on exam days, for you to sign upon arriving in class. If you arrive late, please have the courtesy to wait until the end of class to sign in.

RRCC policy provides that students MAY be dropped after missing more than six (6) hours of class time. I will **NOT** drop you from class. Dropping a class is YOUR responsibility. ***If you simply quit coming to class, fail to complete the required course work, and do not withdraw yourself from class, you will receive a course grade based solely on the points you have at that point, which usually is an 'F'.***

circumstances arise that sometimes necessitate dropping a course. There are in the Student Handbook specific rules and requirements that you must follow in order to drop a class. Should you find yourself in this position, YOU must make those arrangements but be assured that you are welcome to take this course with me at a time that works better for you.

**"NO SHOWS"**: if you do not show up for class, you will be dropped as a "no show" after approximately the first week of classes. You must make sure I know you're in class by responding during "roll call" for the first two classes, and ensuring that you've signed the sign-in sheet for each class thereafter. This also ensures that you receive discussion credit, part of which is based on your being there. If you arrive late, make sure I have you marked as "present" on the attendance sheet before you leave class!

## MAKE-UP / LATE WORK POLICIES / EXTRA CREDIT

### PAPER SUBMISSION

***"If it wasn't for the last minute, we'd never get anything done around here" -- corporate joke***



*YOU are responsible for **TIMELY** submission of your work. Do NOT wait until the "last minute" to submit a paper or take a quiz!* With all technology there is maintenance downtime. Then too, there's Murphy's Law: anything that can go wrong, will, and at the worst possible moment. Computers are malicious beasts: they--or the gremlins inside, exactly which is still up to debate--love to "get" us ordinary people. Anticipate this possibility and plan accordingly. Failure to submit work on time because "the system was down" or "my computer doesn't work" or "the dog ate my laptop" are NOT acceptable excuses for missing work. If all else fails, you can always use the PCs in the Student Computer lab - the computers there are relatively tame!

For this class we will use Desire-2-Learn (D2L), an online software system provided by the college, for class email, electronic submission of papers, messages, posting of discussions and grades, and emergency notification.

### Time and dates used by the class

\* For online submissions for this class, we will use the system time in D2L to determine lateness.

\* **Submissions after the Due Date & time will NOT be accepted. Plan accordingly.** *Think of the due dates as you would a flight: get to the airport early because the plane will not be called back for you, whether you're two minutes, two hours, or two days late!*

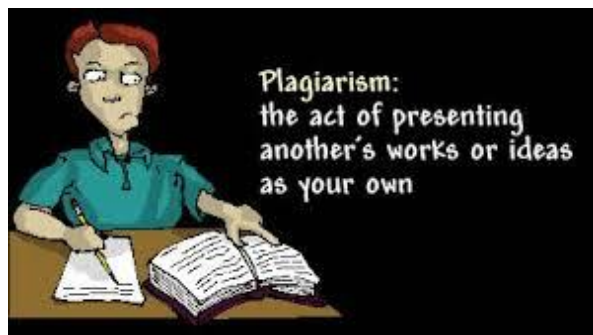
## OTHER IMPORTANT DATES

See the [Class Schedule](#) listed below or the [Class Schedule web page](#) in the class D2L site.

## ACADEMIC INTEGRITY STATEMENT / ACADEMIC DISHONESTY

[Scholastic dishonesty includes, but is not limited to: cheating on tests, plagiarism, and collusion. D2L automatically forwards your submitted papers to *Turnitin.com* to be checked for plagiarism. Be sure to use appropriate references (footnote citations!) when utilizing materials prepared by others.

Plagiarism is grounds for failing an assignment or course and/or disciplinary action from CCD. **DO NOT PLAGIARIZE.** In simplified terms, **plagiarism** is when a writer deliberately uses in their own work someone else's language, ideas, or other original (ie, not common knowledge) material **without acknowledging its source.** In other words, presenting somebody else's work as your own, and that is **STEALING.** Even if you summarize or paraphrase the information (paraphrasing is the rearranging of the order of a sentence or words), properly cite the source. Ethical writers make every effort to acknowledge sources fully and appropriately in accordance with the context and genres of their writing.



Some common forms of plagiarism are:

- word-for-word copying of another person's ideas or words;
- interspersing one's own words within a document while, in essence, copying another's work;
- rewriting another person's work while still using the original author's fundamental idea or theory;
- inventing or counterfeiting sources;
- submitting another person's work as your own;
- neglecting quotation marks on material that is otherwise acknowledged.

This is not a complete list of the forms of cheating on written work. If you are in doubt, ask!

**ONE LAST THOUGHT TO CONSIDER:** with technology, the papers you produce for this class and others will be around for a long time to come. I may not catch plagiarism in your papers--though don't bet on it!--but think of the consequences to your career and reputation and perhaps family if, at some time in the future, someone else discovers it. Think of the people who have made the news because they plagiarized a paper years, even decades, before - a quick web search will reveal them and the consequence of their fraud. *Please, don't let yourself become one of them!*

## CONSEQUENCES:

I recognize that crediting sources may be new to you and that you may make mistakes in citation format, use of quotations, footnoting, or even when and what to cite. These mistakes are usually distinguishable from fraud and will be given consideration accordingly if, *in MY judgment*, it appears that a good-faith effort is being made to give due credit through proper citations.

The penalties for plagiarism are:



## TOPIC PAPERS

- \* If the amount of text plagiarized is less than ten percent of the paper AND appears *in MY judgment* to be unintentional, you may lose up to ten percent of the paper's total point value.
- \* If the amount of text plagiarized is greater than ten percent, or is the second occurrence, you will receive a ZERO for the paper, all Additional Points are forfeited, and the History Department administration will be notified with appropriate documentation of the incident.

## ADDITIONAL POINTS PAPERS

Acquiring additional points toward your class grade through the completion of Additional Points Papers is intended as a bonus for the student dedicated to achieving success in this course. As with any bonus, the granting of points is voluntary--not obligatory--on my part. To gain these points, these papers MUST be your work largely in your words and properly footnoted for the words that are not yours, as described above.

Consequently, ANY Additional Points paper found to contain plagiarized material will be penalized as follows:

- \* first offense: you will receive a "zero" for the paper, a written warning, and all Additional Points are forfeited.
- \* second or subsequent offense: you will receive an "F" for the course grade and History Department administration will be notified with appropriate documentation of the incident. Further action may be taken by college administration.

## EXAMS

Regardless of the amount plagiarized, you will receive a ZERO for the exam, all Additional Points are forfeited, and History Department administration notified of the incident. Further action may be taken by college administration.

## OTHER COURSE POLICIES

**[Your first responsibility is to familiarize yourself with this syllabus.** This syllabus is my contract with you on how this course will be conducted and its expectations.

**KNOW THE RULES!** I cannot stress this enough! As with life, half of the job is knowing--and meeting--the expectations. Should something be unclear, it is YOUR responsibility to contact and discuss it with me immediately. Do not wait until after the course is over to say that there was something that you didn't understand or ask to do additional work - *by then it's too late!*

### Your Computer and Desire2Learn

This class uses Desire2Learn (D2L) to assist in submitting papers, electronic communication, and delivery of course content. **It is YOUR responsibility to ensure that you have complete accessibility!** This means that:

- you have computer and network access, either through a personal computer or through the Student Computer Lab;
- you are familiar with D2L and its functions. Full understanding and developing competence with it is YOUR responsibility. Assistance on D2L basics is available through the Student Computer Lab.
- pop-up blockers are turned "off"
- the necessary software, such as Java, is set up on your PC.

### PARTICIPATION AND DISCUSSION

Discussion is the practice that makes perfect in studying History. Since this is a survey course, we will be covering a number of broad subjects and their interrelationship to the history of Latin America. Understandably, some topics may hold more interest for you than others, but that should not prevent you from making a meaningful contribution to each discussion. Your participation will make the class more valuable for all and will help you develop a deeper understanding and appreciation of the 20th Century World.



*Obviously, to participate in the discussion, you must be in class...and awake, lol!*

### TENTATIVE COURSE SCHEDULE

***Please note: all times are approximate and may be adjusted as determined by the Instructor and class interest.***

Date	Time	Quiz	Assignment
Class Session #1: Friday, February 3	5:00 - 6:00	--	Introductions
	6:10 -	--	Review Class Syllabus & Schedule



	7:30		
	7:40 - 9:00	--	Lecture: The World in 1900
	9:10 - 10:00	--	Form Topic Teams, choose general team topic.  For next class: Duiker, <i>Contemporary World History</i> , Chapters 1 - 6
Class Session #2: Saturday, February 4	8:00 - 9:15	Orientation Quiz	Lecture 1: 1900-1914 End of an Era
	9:30 - 10:30		Library: Topic Research
	10:45 - 12:00		Lecture 2: 1914-1918 World War I; 1919: the Treaty of Versailles
	12:00 - 1:00		Lunch Break
	1:00 - 2:15		Lecture 3: 1919-1939 20-Year Truce
	2:30 - 3:50		Topic Teams "Round Table" session
	4:00 - 5:30	1 - 4	Lecture 4: 1939-1945 World War II  For next class: Duiker, <i>Contemporary World History</i> , Chapters 7 - 12  <i>In-class assignment #1 debate question posted</i>
Class Session #3: Friday, February 10	5:00 - 6:30		Lecture 5: 1945-1950 Europe Divided
	6:40 - 7:30		Topic Teams "Round Table" session
	7:40 - 8:30		Lecture 6: 1950s Korea and The Cold War
	8:40 - 10:00	5 - 6	Midterm Exam Review
Class Session #4: Saturday, February	8:00 - 9:15		<i>Topic Paper #1 due by 8:00 am.</i>

11			Lecture 7: 1960s JFK, Counterculture, Vietnam, and the Space Race
	9:30 - 12:00		<i>In-class Debate #1</i>
	12:00 - 1:00		Lunch Break
	1:00 - 2:15		Lecture 8: 1970-1989 Detente
	2:30 - 3:45		Topic Teams "Round Table" session  For next class: Duiker, <i>Contemporary World History</i> , Chapters 13 - 16  <i>In-class assignment #2 debate question posted</i>
	4:00 - 5:30		<i>Midterm Exam - bring LARGE BLANK Blue Book and pencils!</i>
Class Session #5: Friday, February 17	5:00 - 6:00		Return and review Midterms
	6:10 - 7:30		Lecture 9: 1990s - The Fall of Communism and a New World Order
	7:40 - 8:45		Topic Teams "Round Table" session
	9:00 - 10:00	7 - 10	Final Exam Review
Class Session #6: Saturday, February 18	8:00 - 9:15		<i>Topic Paper #2 due by 8:00 am.</i>  Lecture 10: 2001 to Present, 9/11, and War by Terror
	9:30 - 12:00		<i>In-class Debate #2</i>
	12:00 - 1:00		Lunch Break
	1:00 - 2:00		Topic Presentations
	2:00 - 2:30		Historiography Exercise
	4:00 - 5:30		<i>Final Exam - bring LARGE BLANK Blue Book</i>

			<p><i>and pencils!</i></p> <p><i>-- All Quizzes and Additional Points papers due by <u>11:59 pm.</u></i></p>
--	--	--	--

## STUDENT HANDBOOK

The [RRCC Student Handbook](#) is your most current source of dates, resources, contacts, and policies.

## INCOMPLETE (I) GRADES

An “I” (incomplete) grade means that a student has not completed the course requirements due to circumstances as judged by the instructor to be beyond the student's control, BUT THAT THE STUDENT HAD BEEN ATTENDING CLASS AND HAS COMPLETED AT LEAST 75% OF THE REQUIRED COURSE WORK. The student and the faculty member will enter into a contract that will outline the requirements and deadlines that the student must meet to successfully complete the course. It is not granted automatically. If the student fails to meet the terms of the contract, the student’s grade will automatically become an F grade for the course.

## ACCESSIBILITY

Red Rocks Community College is committed to access for students with disabilities. If you are a student with a disability and need assistance or are interested in requesting accommodations, please contact [Accessibility Services](#). Faculty are not obligated to provide accommodations without proper notification by Accessibility Services and accommodations are not retroactive. Students may contact the Access staff by telephone or email to make an intake appointment at 303-914-6733 or [access@rrcc.edu](mailto:access@rrcc.edu). Accessibility Services is located in Suite 1182 at the Lakewood campus. More information is available at [www.rrcc.edu/accessibility-services](http://www.rrcc.edu/accessibility-services).

## NON-DISCRIMINATION STATEMENT

Red Rocks Community College is committed to diversity in its people and programs. The College is an equal opportunity educational institution and does not discriminate on the basis of disability, race, creed, color, gender, sexual orientation, gender expression, religion, age, national origin, or ancestry, or any other category protected by applicable law. Please direct discrimination inquiries to: Red Rocks Community College, Human Resources, 13300 W 6th Avenue, Lakewood, CO 80228-1255, 303-914-6298.

## MANDATORY REPORTING STATEMENT

Our College is committed to preserving a safe and welcoming educational environment for all students. As part of this effort, I have an obligation to report certain issues relating to the health and safety of campus community members. I must report to the appropriate College officials any allegation of discrimination or harassment. Sexual misconduct, which includes sexual harassment, non-consensual sexual contact, non-consensual sexual intercourse, and sexual exploitation, is considered a form of discrimination.

In addition to reporting all discrimination and harassment claims, I must report all allegations of dating violence or domestic violence, child abuse or neglect, and/or credible threats of harm to yourself or others. Such reports may trigger contact from a College official who will want to talk with you about the incident that you have shared. In almost all cases, it will be your decision whether you wish to speak with that individual. If you would like more information, you may reach the Title IX/EO Coordinator: **Arnie Oudenhoven, Executive Director of Human Resources/Title IX Administrator, 303-914-6298** or [Arnie Oudenhoven](mailto:arnie.oudenhoven@rcc.edu) (arnie.oudenhoven@rcc.edu)

Reports to law enforcement can be made at the Red Rocks Campus Police Department behind the Welcome Desk at the Main Entrance or [rrpd.dispatch@rcc.edu](mailto:rrpd.dispatch@rcc.edu) at 303-914-6394.

If you would like a confidential resource, please contact **Arnie Oudenhoven, Executive Director of Human Resources/Title IX Administrator, 303-914-6298** or [Arnie Oudenhoven](mailto:arnie.oudenhoven@rcc.edu)

Further information may be found on the college [Human Resources](http://www.rcc.edu/human-resources/sexual-misconduct) web site: <http://www.rcc.edu/human-resources/sexual-misconduct>.

## ELECTRONIC DEVICES IN THE CLASSROOM

Cell phones and pagers in the classroom are disruptive to discussion and discourteous to your fellow students. All electronic communications devices should be muted or turned off prior to the start of class. If you must receive a call, quietly leave the classroom and return when you have completed your business. Do not take the call in class!

Additionally, since technology now permits transmission of data and pictures over electronic communications devices, use during an exam will be interpreted as an attempt at cheating and will result in a "zero" for the exam.

Except during exams, laptops and recording devices are accepted in class. Remember, though, if you end up with few discussion points or miss information needed in an exam essay because you were surfing the net or playing computer games in class, you have nobody to blame but yourself! *And be warned: during lectures I love to seek out and call on students who's attention is "elsewhere" and bring them back into the discussion!*

## EMERGENCY & BAD WEATHER PROCEDURES

### Emergency Procedures:

Information on how to respond during an emergency at RRCC and an evacuation map are posted in each classroom. Please review this information.

### Bad Weather & Class Cancellation:

To see if the campus is closed due to bad weather, call **303-914-6555** or on the Internet at [www.rcc.edu/closing/index.html](http://www.rcc.edu/closing/index.html). I will also post a notice on the class D2L homepage as soon as I know that a class will be cancelled due to weather or other reasons.



## ADDITIONAL POINTS TOWARD YOUR COURSE GRADE

You have the opportunity to earn additional points toward your final course grade by writing up to three (3) Additional Points papers. Certain basic rules apply:

-- you **must** complete all of the required work for this course for these papers to count;

\* a major paper of at least 1800 words in length (50 points each... footnoted citations and bibliography required!)

*-- further, if you do this much work on an additional points paper, I will give you the opportunity to earn up to an additional 50 points by describing it to the class in a no more than 10 minute presentation! See me to schedule the presentation.*

\* a moderate-length essay of at least 1400 words in length (25 points each)

\* a concise essay of at least 800 words in length (10 points each)

Additional Points Papers MUST be on a topic in 20th Century World History during the time period covered by this class. While you do not need my approval of topic, if you're not certain about it, see me! If it's not, I can help you arrive at a suitable topic.

Note that Additional Points papers:

-- MUST be **YOUR** work compiled from a variety of sources, not a rework of somebody else's paper;

### ...AND LASTLY, A MESSAGE OF SUPPORT FROM ME, YOUR INSTRUCTOR

There is a great deal of information here that can seem overwhelming or intimidating. Let me assure you that this information is for YOUR benefit so there will be no misunderstanding between us. **This is MY contract with YOU!** As with everything in life, there are certain rules to the game. **Half of succeeding is knowing what those rules are** - if you are ever in doubt about them, ASK! The other half is work, and that is up to YOU.

History CAN be fun. Quite often you will find, as I have, that it's like uncovering a mystery or piecing together a great puzzle. The reward comes when you suddenly realize that history is happening all around you. I expect that many of you will contribute to history in some way, be it large or small. You need to be prepared for your role in this great human drama.

I will do my part in making events that happened decades or centuries ago as meaningful to today's world as possible. We will explore themes and events in history that your high school textbooks never discussed, and look at people and events from differing viewpoints. Some of what we read and discuss may even challenge what you think you know about this nation. Are you up to the challenge?

Now, let's find out what really happened in the world during the 20th Century!