

Accessibility Checkers

Microsoft Office 2016 Accessibility Checker

The Microsoft Office 2016 accessibility checkers are standard for Word, Excel, and PowerPoint.

1. Go to the **File** tab at the top of the page.
2. Select **Info** from the sidebar menu if it is not already selected.
3. Click on the **Check for Issues** button.
4. Select **Check Accessibility** from the drop-down list.

Info


Accessibility Checkers

S: » eLearning » Accessibility » Guides



Protect Document


Control what types of changes people can make to this document.



Inspect Document

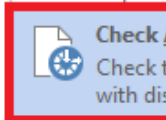
Before publishing this file, be aware that it contains:

- Document properties and author's name
- Footers




Inspect Document

Check the document for hidden properties or personal information.



Check Accessibility

Check the document for content that people with disabilities might find difficult to read.



Check Compatibility

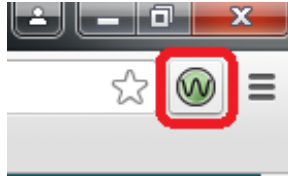
Check for features not supported by earlier versions of Word.

The Accessibility Checker will open a panel on the right side of the page which provides a list of errors, warnings, and tips. The errors will be highlighted in red and must be corrected for your file to be accessible. Warnings are highlighted in yellow and point out potential errors that require a human to verify accessibility. When you click on an error or warning, instructions on how to fix it appear below in **Additional Information**.

Accessibility Check for D2L

To check webpages that require a log-in, like D2L, you need to use a browser based checker, like the WAVE Evaluation Tool for Google Chrome

1. Download and install the WAVE Evaluation Tool.
2. Open the D2L page in its own Chrome browser window.
3. Select WAVE (the W icon in the upper right corner of your browser toolbar)



4. Icons will appear throughout your page in green, red, yellow and blue. If you hover an icon, information about the error or potential issue will appear.
5. Return to the original D2L page, and open the D2L editor to repair any of the problems you found.

Testing Other Webpages

There are a number of other free accessibility checkers available. Here are just a few options. If you would like more help with evaluating accessibility, contact us at the Instructional Design and Innovation Center.

WebAIM created the [WAVE Evaluation Tool](#) for use in the Google Chrome toolbar. It provides quick and easy visual feedback about the accessibility of web content by injecting icons and indicators into your page.

[Juicy Studio Accessibility Toolbar](#) for Firefox examines common accessibility issues as well as ARIA (Accessible Rich Internet Application) roles.

[NVDA](#) (NonVisual Desktop Access) is a free screen reader. It is an open source software that works with Microsoft Windows to emulate a screen reading environment for your content.

[VoiceOver](#) for OS X is a screen reader that is built into Apple's operating systems.

[Fangs Screen Reader Emulator](#) is designed to help content developers understand how an assistive device would present a website.